

<b>Criteria</b>	<b>Particulars</b>	<b>Page No</b>
4.4.1	Expenditure incurred on maintenance of physical facilities and academic support facilities excluding salary component for the year 2018-19	17, 18 & 19

FORM NO. 10B

( See rule 17B)

Audit report under section 12A(b) of the Income-tax Act, 1961, in the case of charitable or religious trusts or institutions

We have examined the balance sheet of Vijayans Foundation For Science Technology And Research, AABTV13150 [name and PAN of the trust or institution] as at 31/03/2019 and the Profit and loss account for the year ended on that date which are in agreement with the books of account maintained by the said trust or institution.

We have obtained all the information and explanations which to the best of our knowledge and belief were necessary for the purposes of the audit. In our opinion, proper books of account have been kept by the head office and the branches of the abovenamed trust visited by us so far as appears from our examination of the books, and proper Returns adequate for the purposes of audit have been received from branches not visited by us, subject to the comments given below:

In our opinion and to the best of our information, and according to information given to us, the said accounts give a true and fair view-

(i) in the case of the balance sheet, of the state of affairs of the above named trust as at 31/03/2019 and

(ii) in the case of the profit and loss account, of the profit or loss of its accounting year ending on 31/03/2019

The prescribed particulars are annexed hereto.

Place Guntur  
Date 19/10/2019


Name B. Srinivasa Rao  
Membership Number 208788  
FRN (Firm Registration Number) 0002798S  
Address D. No. 5-87-129, Main Road, Lakshmiapuram, Guntur

UDIN: 19208788A A A A F X 6689

ANNEXURE

Statement of particulars

I. APPLICATION OF INCOME FOR CHARITABLE OR RELIGIOUS PURPOSES



1.	Amount of income in the previous year applied to charitable or religious purposes in India during that year (₹)	105023 7256
2.	Whether the trust has exercised the option under clause (2) of the Explanation to section 11(1)? If so, the details of the amount of income deemed to have been applied to charitable or religious purposes in India during the previous year (₹)	No
3.	Amount of income accumulated or set apart for application to charitable or religious purposes, to the extent it does not exceed 15 per cent of the income derived from property held under trust wholly for such purposes (₹)	No
4.	Amount of income eligible for exemption under section 11(1)(c) (Give details)	No
5.	Amount of income, in addition to the amount referred to in item 3 above, accumulated or set apart for specified purposes under section 11(2) (₹)	0
6.	Whether the amount of income referred to in item 3 above has been invested or deposited in the manner laid down in section 11(2)(b)? If so, the details thereof.	Above item
7.	Whether any part of the income in respect of which an option was exercised under clause (2) of the Explanation to section 11(1) in any earlier year is deemed to be income of the previous year under section 11(1B)? If so, the details thereof (₹)	No
8.	Whether, during the previous year, any part of income accumulated or set apart for specified purposes under section 11(2) in any earlier year-	
(a)	has been applied for purposes other than charitable or religious purposes or has ceased to be accumulated or set apart for application thereto, or	No
(b)	has ceased to remain invested in any security referred to in section 11(2)(b)(i) or deposited in any account referred to in section 11(2)(b)(ii) or section 11(2)(b)(iii), or	No
(c)	has not been utilised for purposes for which it was accumulated or set apart during the period for which	No

it was to be accumulated or set apart, or in the year immediately following the expiry thereof? If so, the details thereof

**II. APPLICATION OR USE OF INCOME OR PROPERTY FOR THE BENEFIT OF PERSONS REFERRED TO IN SECTION 13(3)**

1.	Whether any part of the income or property of the trust was lent, or continues to be lent, in the previous year to any person referred to in section 13(3) (hereinafter referred to in this Annexure as such person)? If so, give details of the amount, rate of interest charged and the nature of security, if any.	No
2.	Whether any part of the income or property of the trust was made, or continued to be made, available for the use of any such person during the previous year? If so, give details of the property and the amount of rent or compensation charged, if any.	No
3.	Whether any payment was made to any such person during the previous year by way of salary, allowance or otherwise? If so, give details	No
4.	Whether the services of the trust were made available to any such person during the previous year? If so, give details thereof together with remuneration or compensation received, if any	No
5.	Whether any share, security or other property was purchased by or on behalf of the trust during the previous year from any such person? If so, give details thereof together with the consideration paid	No
6.	Whether any share, security or other property was sold by or on behalf of the trust during the previous year to any such person? If so, give details thereof together with the consideration received	No
7.	Whether any income or property of the trust was diverted during the previous year in favour of any such person? If so, give details thereof together with the amount of income or value of property so diverted	No
8.	Whether the income or property of the trust was used or applied during the previous year for the benefit of any such person in any other manner? If so, give details	No

**III. INVESTMENTS HELD AT ANY TIME DURING THE PREVIOUS YEAR(S) IN CONCERNS IN WHICH PERSONS REFERRED TO IN SECTION 13(3) HAVE A SUBSTANTIAL INTEREST**

S. No	Name and address of the concern	Where the concern is a company, number and class of shares held	Nominal value of the investment(₹)	Income from the investment(₹)	Whether the amount in col. 4 exceeded 5 per cent of the capital of the concern during the previous year-say Yes/No
Total					

Place Guntur  
Date 12/10/2012

Name B. Srinivasa Rao  
Membership Number 208788  
FRN (Firm Registration Number) 0002798S  
Address D. No. 5-87-129, Main Road, Lakshmiipuram, Guntur

*Red Seal*

UDIN:19208788AAAAFX6689

Form Filing Details	
Revision/Original	Original



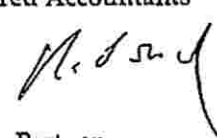
VIGNAN'S FOUNDATION FOR SCIENCE, TECHNOLOGY AND RESEARCH  
VADLAMUDI  
BALANCE SHEET AS AT 31.03.2019

PARTICULARS	Schedule	₹ As at 31.03.2019	₹ As at 31.03.2018
<b>SOURCES OF FUNDS:</b>			
<b>UNRESTRICTED FUNDS</b>			
Corpus Fund	1	5,01,01,116	5,01,01,116
General Fund	2	80,54,44,854	65,05,72,819
Designated/Earmarked Funds		-	-
<b>RESTRICTED FUNDS</b>	3	74,68,375	29,79,868
<b>LOANS/BORROWINGS</b>			
Secured Loans	4	25,96,80,492	31,75,62,203
Un-Secured Loans		-	-
<b>CURRENT LIABILITIES AND PROVISIONS</b>	5	6,69,69,681	4,92,97,100
<b>TOTAL</b>		<b>1,18,96,64,517</b>	<b>1,07,05,13,105</b>
<b>APPLICATION OF FUNDS:</b>			
<b>FIXED ASSETS</b>			
Tangible Assets	6	77,42,65,896	60,69,27,414
Intangible Assets		39,18,516	28,11,136
Capital Work-in-Progress		11,72,840	8,57,830
<b>INVESTMENTS</b>			
Long Term	7	-	-
Short Term		7,24,18,918	9,61,83,619
<b>CURRENT ASSETS</b>	8	26,31,81,166	29,95,68,704
<b>LOANS, ADVANCES AND DEPOSITS</b>	9	7,47,07,182	6,41,64,402
<b>TOTAL</b>		<b>1,18,96,64,517</b>	<b>1,07,05,13,105</b>

for Vignan's Foundation For Science,  
Technology and Reseach.

  
Managing Trustee

As per our report even date annexed  
for M/s Punnaiah & Co  
Chartered Accountants

  
Partner  
(B. SRINIVASARAO)  
M. No. 208788, PARTNER  
Firm Regn. No. 002798S

Place: Vadlamudi

Date: 19.10.2019



UDIN: 19208788AAAFx6689

**VIGNAN'S FOUNDATION FOR SCIENCE, TECHNOLOGY AND RESEARCH**  
**VADLAMUDI**

**INCOME AND EXPENDITURE ACCOUNT FOR THE YEAR ENDED 31.03.2019**

Particulars	Schedule	Current Year				Total	Previous Year Total
		Unrestricted Funds		Restricted Funds	Total		
		Corpus Fund	General Fund				
<b>INCOME</b>							
Academic Receipts	10	-	1,03,32,80,143	-	1,03,32,80,143	76,32,35,277	
Grants & Donations	11	-	-	-	-	-	
Income from Investments	12	-	12,35,299	-	12,35,299	11,83,619	
Other Incomes	13	-	1,57,21,815	-	1,57,21,815	1,74,13,478	
<b>TOTAL (A)</b>		-	1,05,02,37,256	-	1,05,02,37,256	78,18,32,375	
<b>EXPENDITURE</b>							
Staff Payments & Benefits	14	-	33,21,18,212	-	33,21,18,212	25,85,52,503	
Academic Expenses	15	-	24,31,87,017	-	24,31,87,017	7,99,65,593	
Administrative & General Expenses	16	-	18,11,11,142	-	18,11,11,142	16,24,36,696	
Transportation Expenses	17	-	1,87,97,730	-	1,87,97,730	22,93,821	
Repairs & Maintenance	18	-	1,30,53,307	-	1,30,53,307	1,41,11,654	
Finance Costs	19	-	2,12,46,438	-	2,12,46,438	2,68,25,642	
Depreciation	20	-	8,58,51,376	-	8,58,51,376	7,26,42,921	
<b>TOTAL (B)</b>		-	89,53,65,221	-	89,53,65,221	61,68,28,831	
Balance being Excess of Income over Expenditure (A-B)		-	15,48,72,035	-	15,48,72,035	16,50,03,544	
Transfer to/from Designated Fund		-	-	-	-	-	
Building Fund		-	-	-	-	-	
Corpus Fund		-	-	-	-	-	
Balance Being Surplus/(Deficit) Carried to General Fund		-	15,48,72,035	-	15,48,72,035	16,50,03,544	
Notes on Accounts							

As per our report even date annexed

for M/s Funnaiah & Co  
Chartered Accountants



for Vignan's Foundation For Science,  
Technology and Research

*[Signature]*  
Managing Trustee

Place: Vadlamudi  
Date: 19.10.2019

*[Signature]*  
Partner  
(S. SRINIVASA RAO)  
M. No. 208788, PARTNER  
Firm Regn. No. 002798S

UDEN: 19208788AAAAAFX6689

VIGNAN'S FOUNDATION FOR SCIENCE, TECHNOLOGY AND RESEARCH: VADLAMUDI.  
SCHEDULES FORMING PART OF BALANCE SHEET AS AT 31.03.2019

SCHEDULE -1 CORPUS FUND

Particulars	As at 31.03.2019	As at 31.03.2018
Balance as at the beginning of the year	501,01,116	501,01,116
Add: Contributions/yearmarked towards Corpus	-	-
Deduct: Asset written off during the year created out of Corpus	-	-
<b>BALANCE AT THE YEAR-END</b>	<b>501,01,116</b>	<b>501,01,116</b>

SCHEDULE -2 GENERAL FUND

Particulars	As at 31.03.2019	As at 31.03.2018
Balance as at the beginning of the year	6505,72,819	4855,69,275
Add: Contributions towards General Fund	-	-
Add: Balance of Net Surplus/ (Deficit) transferred from the Income and Expenditure Account	1548,72,035	1650,03,544
<b>BALANCE AT THE YEAR-END</b>	<b>8054,44,854</b>	<b>6505,72,819</b>



**VIGNAN'S FOUNDATION FOR SCIENCE, TECHNOLOGY AND RESEARCH: VADLAMUDI.**  
**SCHEDULES FORMING PART OF BALANCE SHEET AS AT 31.03.2019**

**SCHEDULE 3 - RESTRICTED FUNDS**

Particulars	FUND WISE BREAK UP						TOTAL
	FUND AA	FUND BB	FUND CC	FUND DD	As at 31.03.2019	As at 31.03.2018	
a) Opening balance of the funds	29,79,868	-	-	-	29,79,868	56,10,234	
b) Additions to the Funds:							
i. Grants from Government Agencies (Net)	126,26,417	-	-	-	126,26,417	81,74,127	
ii. Income from Investments made on account of Funds	-	-	-	-	-	-	
iii. Accrued interest on Investments on account of Funds	1,77,939	-	-	-	1,77,939	1,43,562	
iv. Other additions (Transfer of unrealised DST project funds)	19,000	-	-	-	19,000	-	
TOTAL (a+b)	158,03,224	-	-	-	158,03,224	139,27,923	
c) Utilisation/Expenditure towards objectives of funds							
i. Capital Expenditure							
Equipment	12,16,807	-	-	-	12,16,807	28,57,347	
Others	-	-	-	-	-	-	
Total	12,16,807	-	-	-	12,16,807	28,57,347	
ii. Revenue Expenditure							
Salaries, Wages and Allowances, etc.,	26,10,027	-	-	-	26,10,027	21,97,937	
Rent	-	-	-	-	-	-	
Other Administrative Expenses	45,08,015	-	-	-	45,08,015	58,92,771	
Total	71,18,042	-	-	-	71,18,042	80,90,708	
TOTAL (c)	83,34,849	-	-	-	83,34,849	109,48,055	
NET BALANCE AS AT THE YEAR-END (a+b-c)	74,68,375	-	-	-	74,68,375	29,79,868	



**VIGNAN'S FOUNDATION FOR SCIENCE, TECHNOLOGY AND RESEARCH: VADLAMUDI.**  
**SCHEDULES FORMING PART OF BALANCE SHEET AS AT 31.03.2019**


**SCHEDULE 4 - LOANS/BORROWINGS**

**SECURED LOANS**

Particulars	As at 31.03.2019	As at 31.03.2018
1. Central Government	-	-
2. State Government (Specify)	-	-
3. Financial Institutions		
a) Term Loans	-	-
b) Interest accrued and due	-	-
4. Banks:		
a) Term Loans	-	-
UCO Bank Car Loan - 21890610018019	1,64,689	2,45,125
UCO Bank Car Loan - 21890610019986	89,650	2,21,495
HDFC Bank Car Loan - 27091598	-	6,77,911
PNB Term Loan,Gnt TL A/ c No.019500IF00000028	1773,59,501	2292,99,250
-Interest accrued and due	17,12,278	20,31,631
b) Other Loans		
PNB Gnt OD A/c No.0195009300026829	799,99,850	850,33,409
Dhanlaxmi Bank OD A/c No.309	-	-
-Interest accrued and due	3,54,524	53,382
5. Other Institutions and Agencies	-	-
6. Debentures and Bonds	-	-
7. Others (Specify)	-	-
<b>Total</b>	<b>2596,80,492</b>	<b>3175,62,203</b>
Note: Amounts due within one year	1301,79,818	809,61,870

**UNSECURED LOANS**

Particulars	As at 31.03.2019	As at 31.03.2018
1. Central Government	-	-
2. State Government (Specify)	-	-
3. Financial Institutions	-	-
4. Banks:		
a) Term Loans	-	-
b) Other Loans (specify)	-	-
5. Other Institutions and Agencies		
6. Debentures and Bonds	-	-
7. Fixed Deposits	-	-
<b>Total</b>	<b>-</b>	<b>-</b>
Note: Amounts due within one year	-	-





VIGNAN'S FOUNDATION FOR SCIENCE, TECHNOLOGY AND RESEARCH: VADLAMUDI  
SCHEDULES FORMING PART OF BALANCE SHEET AS AT 31.03.2019

SCHEDULE 5 - CURRENT LIABILITIES & PROVISIONS

Particulars	As at 31.03.2019	As at 31.03.2018
<b>A. CURRENT LIABILITIES</b>		
1. Deposits from Staff	11,82,678	6,77,853
2. Deposits from Students	-	-
3. Sundry Creditors	-	-
a) For Goods & Services	347,20,168	260,82,310
b) others	-	-
c) Receipts from other units	-	-
3. Advance Fee Collections	16,78,362	17,53,190
4. Interest accrued but not due on:		
a) Secured Loans/Borrowings	-	-
b) Un-Secured Loans/Borrowings	-	-
5. Statutory Liabilities (GPF, TDS, WC TAX, CPF, GIS, NPS):		
a) Overdue	-	-
b) TDS Payable	61,38,008	34,84,673
c) Professional Tax Due	97,850	89,000
d) Provident Fund Payable	5,94,471	5,12,899
e) ESI Contribution Payable	29,753	24,154
6. Other Current Liabilities		
a) Salaries	-	-
b) Receipts against Sponsored Projects	-	-
c) Receipts against Sponsored Fellowships & Scholarships	-	-
d) Unutilised Grants	-	-
e) Grants in Advance	-	-
f) Miscellaneous Funds	35,16,625	41,76,046
g) Other Liabilities	159,52,414	123,14,386
h) Scholarships	28,76,875	-
<b>TOTAL(A)</b>	<b>667,87,204</b>	<b>491,14,511</b>
<b>B. PROVISIONS</b>		
1. For Taxation	-	-
2. Gratuity	-	-
3. Superannuation/Pension	-	-
4. Accumulated Leave Encashment	-	-
5. LIC Premium Payable	1,82,477	1,82,589
6. Trade Warranties/Claims	-	-
7. Others (Specify)	-	-
<b>TOTAL (B)</b>	<b>1,82,477</b>	<b>1,82,589</b>
<b>TOTAL(A+B)</b>	<b>669,69,681</b>	<b>492,97,100</b>




VIGNAN'S FOUNDATION FOR SCIENCE, TECHNOLOGY AND RESEARCH: VADLAMUDI.  
SCHEDULES FORMING PART OF BALANCE SHEET AS AT 31.03.2019

Particulars	Depreciation Rate	GROSS BLOCK				DEPRECIATION				NET BLOCK		
		Cost/valuation As at beginning of the Year	Additions during the Year	Deductions during the Year	Cost/valuation at the Year-end	As at the beginning of the Year	On Openings During the Year	On Additions During the Year	On Deductions during the Year	Total up to the Year-end	As at the Current Year-end	As at the Previous Year-end
I. Land:												
a) Freehold	0	56,716,768	2,509,550	0	59,226,318	0	0	0	0	0	59,226,318	56,716,768
b) Leasehold	0	0	0	0	0	0	0	0	0	0	0	0
II. Buildings:												
a) On Freehold Land												
b) On Leasehold Land	10	558,232,562	169,000,000	0	727,232,562	187,754,938	37,047,762	8,450,000	0	233,252,700	493,979,861	370,477,624
c) Ownership Flats/Premises												
d) Superstructures on Land not belonging to Educational Institutions												
III. Plants, machinery & equipment	15	48,587,995	7,030,284	0	55,618,279	20,408,939	4,226,798	819,868	0	25,455,605	30,162,274	28,178,656
IV. Furniture & fixtures	10	62,619,196	6,620,194	0	69,239,390	20,354,876	4,226,432	595,884	0	25,177,192	44,062,198	42,264,320
V. Office Equipment	15	2,721,340	22,000	0	2,743,340	1,188,584	229,913	3,300	0	1,421,798	1,321,542	1,532,756
VII. Computer/peripherals	40	41,084,065	7,398,695	0	48,482,760	39,883,263	2,880,321	1,617,666	0	38,381,250	10,101,510	7,200,802
VII. Electric Installations	15	19,587,426	3,552,366	0	23,139,792	7,788,509	1,769,838	312,434	0	9,870,781	13,269,011	11,799,917
VIII. Library books	40	16,850,203	3,224,112	0	20,074,315	14,351,995	999,283	888,097	0	16,239,375	3,834,940	2,498,208
XI. Tube wells & water supply												
XI. Lab Equipment	15	61,687,081	14,098,412	0	75,785,493	18,968,583	6,407,775	1,352,898	0	26,729,256	49,056,237	42,718,498
XII. Sports Equipment	15	2,011,715	88,609	0	2,100,324	841,658	175,509	6,646	0	1,025,813	1,076,511	1,170,057
XIV. Vehicles	15	7,626,755	27,377,498	0	35,004,253	3,594,701	604,808	4,096,082	0	8,295,591	26,708,662	4,032,054
XVII. University equipment	15	15,687,738	1,609,820	0	17,297,558	5,130,504	1,583,585	147,705	0	6,861,794	10,435,764	10,557,234
XVIII. Research & Development Equipment												
a) Computer Equipment	40	7,130,084	0	0	7,130,084	6,539,445	236,256	0	0	6,775,700	354,384	590,639
b) Computer Software	40	3,325,568	36,462	0	3,362,030	2,617,239	283,332	14,585	0	2,915,155	446,875	708,329
c) Lab Equipment	15	35,820,835	3,224,323	0	39,045,158	11,438,066	3,657,415	329,968	0	15,425,449	23,619,709	24,382,769
d) Library Books	40	1,196,022	0	0	1,196,022	1,169,777	10,498	0	0	1,180,275	15,747	26,245
e) Solar Vehicle	15	92,702	0	0	92,702	38,139	8,184	0	0	46,323	46,379	54,563
f) Vignam Viranchi Electric vehicle	15	115,130	0	0	115,130	49,729	9,810	0	0	59,539	55,591	65,401
g) Green House Project	10	353,266	0	0	353,266	51,223	30,204	0	0	81,428	271,838	302,043
h) Animal House Project	15	584,277	1,008,953	0	1,593,230	67,005	77,591	77,546	0	222,142	1,371,088	517,272
i) Bio-Gas Project	15	68,685	0	0	68,685	8,863	8,973	0	0	17,836	50,849	59,822
j) Herbal Gardens	15	442,288	89,940	0	531,228	46,873	59,312	10,077	0	116,262	414,966	395,415
k) Lab Equipment	15	555,156	192,374	0	747,530	42,603	76,883	18,745	0	138,231	609,299	512,553
l) Bio Gas Plant	15	208,555	0	0	208,555	0	0	566,659	0	566,659	3,576,289	0
m) Student Project	15	6,583,084	64,430	0	6,647,514	42,088	24,970	7,874	0	74,932	198,053	166,467
XIV. Computer Software	40	949,898,096	3,607,268	0	953,505,364	3,771,948	1,124,454	775,034	0	5,671,936	3,918,516	2,811,136
A. Total of CURRENT YEAR												
PREVIOUS YEAR												
XII. Capital Work-in-Progress												
TRANSFER TO ASSETS												
B. NET WORK-IN-PROGRESS												
TOTAL (A+B)		950,745,926	255,470,079	0	1,206,215,926	340,149,546	65,759,908	20,091,468	0	426,000,922	779,357,252	610,596,380

VIGNAN'S FOUNDATION FOR SCIENCE, TECHNOLOGY AND RESEARCH  
VADLAMUDI

SCHEDULE 7 - INVESTMENTS


Particulars	As at 31.03.2019	As at 31.03.2018
Long Term Investments		
a) Others (specify)	-	-
Total	-	-
Short Term Investments		
a) SBI OVERNIGHT REG FUND	-	561,83,619
b) SBI EQUITY HYBRID FUND	-	100,00,000
c) RELIANCE MONEY MANAGER FUND	106,51,129	300,00,000
e) RELIANCE BALANCED ADVANTAGE FUND	200,00,000	-
f) SBI BLUE CHIP FUND - REG PLAN - GROWTH	94,29,000	-
g) SBI MAGNAM MULTI CAP FUND - REG PLAN - G	200,00,000	-
h) SBI SAVINGS FUND REG PLAN - GROWTH	123,38,789	-
Total	724,18,918	961,83,619



VIGNAN'S FOUNDATION FOR SCIENCE, TECHNOLOGY AND RESEARCH  
VADLAMUDI

SCHEDULE 8 - CURRENT ASSETS


Particulars	As at 31.03.2019	As at 31.03.2018
1. Stock:		
a) Stores and Spares	-	-
b) Loose Tools	-	-
c) Publications	-	-
d) Unifroms	-	-
2. Sundry Debtors (Fee Receivables):		
a) Outstanding for a period exceeding six months	-	-
b) Others	-	-
3. Cash Balances in hand (including cheques/ drafts and imprest)	43,545	8,251
4. Bank Balances (to be further classified as pertaining to earmarked fund or otherwise)		
a) With Scheduled Banks:		
In Current Accounts	285,05,885	163,74,935
In Term Deposit Accounts	2135,21,284	1548,55,125
In Savings Accounts	211,10,452	1283,30,394
b) With Non-Scheduled Banks:		
In Current Accounts	-	-
In term deposit Accounts	-	-
In Savings Accounts	-	-
5. Post Office- Savings Accounts	-	-
<b>TOTAL</b>	<b>2631,81,166</b>	<b>2995,68,704</b>



VIGNAN'S FOUNDATION FOR SCIENCE, TECHNOLOGY AND RESEARCH  
VADLAMUDI

**SCHEDULE 9 - LOANS, ADVANCES & DEPOSITS**

Particulars	As at 31.03.2019	As at 31.03.2018
<b>1. Advances to Employees:</b>		
(Non-interest bearing)		
a) Salary	5,22,831	1,41,151
b) Festival	-	-
c) LTC	-	-
d) Medical Advance	-	-
e) Other (Advances for Expenditure)	6,38,063	4,47,617
<b>2. Long Term Advances to Employees:</b>		
(Interest bearing)		
a) Vehicle loan	-	-
b) Home loan	-	-
c) Others (to be specified)	-	-
<b>3. Advances and other amounts recoverable in cash or in kind or for value to be received:</b>		
a) On Capital Account	251,61,619	230,67,819
b) to suppliers	154,21,921	18,40,410
c) Service providers	8,08,948	8,59,302
<b>4. Prepaid Expenses</b>		
a) Insurance	6,82,598	54,527
b) Internet	6,99,041	11,70,869
c) Others	61,73,872	64,72,814
<b>5. Deposits</b>		
a) Telephone	51,239	51,239
b) Lease Rent	3,31,000	2,95,000
c) Electricity	20,26,750	19,18,950
d) MCI, if applicable	-	-
e) Security deposit	750	750
f) Gas deposit	6,800	6,800
g) AP Food Processing Society	50,000	50,000
<b>6. Income Accrued</b>		
a) On Inv. Earmarked/Endowment Funds	-	-
b) On Investments-Others	-	-
c) On Loans and Advances	-	-
d) Fee receivable	177,86,196	216,30,558
<b>7. Other receivable</b>		
a) Debit balances in Sponsored Projects	-	-
b) Debit balances in Fellowship & Scholarship	-	-
c) Grants Recoverable	-	-
d) TDS Receivables	39,85,228	57,71,770
e) TCS Receivables	3,60,326	3,60,326
f) Others	-	24,500
<b>8. Claims Receivable</b>		
	-	-
<b>TOTAL</b>	<b>747,07,182</b>	<b>641,64,402</b>



VIGNAN'S FOUNDATION FOR SCIENCE, TECHNOLOGY AND RESEARCH  
VADLAMUDI

**SCHEDULE 10 - ACADEMIC RECEIPTS**

Particulars	As at 31.03.2019	As at 31.03.2018
<b>FEE FROM STUDENTS</b>		
<b>Academic</b>		
1. Tuition Fee	8685,76,439	6404,41,021
2. Admission Fee	376,03,710	424,19,128
3. Campus Recruitment Training Fee	-	-
Total (A)	9061,80,149	6828,60,149
<b>Examinations</b>		
1. Admission-test Fee	98,07,289	108,77,972
2. Annual Examination Fee	349,33,304	324,34,746
3. Mark Sheet, Certificate Fee	25,85,500	34,41,000
Total (B)	473,26,093	467,53,718
<b>Other fees</b>		
1. Identity Card Fee	1,48,927	1,87,660
2. Fine/Miscellaneous Fee	80,09,657	66,16,710
3. Medical Fee	-	-
4. Transportation Fee	419,84,197	-
5. Other Receipts		
i) Non Govt Research Grants	67,23,300	56,64,240
ii) Consultancy Receipts	116,42,820	106,76,800
iii) Receipts from non govt bodies for infrastructure	90,00,000	85,00,000
iv) Receipts from Alumni Contribution	22,65,000	19,76,000
Total (C)	797,73,901	336,21,410
<b>Sale of Publications</b>		
1. Sale of Syllabus and Question Paper, etc.	-	-
2. Sale of Prospectus including Admission Forms	-	-
Total (D)	-	-
<b>GRAND TOTAL (A+B+C+D)</b>	<b>10332,80,143</b>	<b>7632,35,277</b>



VIGNAN'S FOUNDATION FOR SCIENCE, TECHNOLOGY AND RESEARCH  
VADLAMUDI

**SCHEDULE 11- GRANTS & DONATIONS (Irrevocable Grants & Subsidies Received)**


Particulars	As at 31.03.2019	As at 31.03.2018
1) Central Government	-	-
2) State Government(s)	-	-
3) Government Agencies	-	-
4) Institutions/Welfare Bodies	-	-
5) International Organisations	-	-
6) Others (Specify)	-	-
<b>TOTAL</b>	-	-

**SCHEDULE 12 - INCOME FROM INVESTMENTS**

Particulars	As at 31.03.2019	As at 31.03.2018
1) Capital Gain on MF Investments	12,35,299	11,83,619
2) Others (specify)	-	-
<b>TOTAL</b>	12,35,299	11,83,619

**SCHEDULE 13-OTHER INCOME**

Particulars	As at 31.03.2019	As at 31.03.2018
<b>A. Income from Land &amp; Building</b>		
1. Hostel Room Rent	-	-
2. License Fee	-	-
3. Hire Charges of Auditorium/Play Ground/ Convention Centre, etc.,	-	-
4. Electricity & Water Charges	-	-
<b>Total</b>	-	-
<b>B. Sale of Institute's publications</b>	-	-
<b>C. Income from holding events</b>		
1. Gross Receipts from Annual Function/Sports Carnival	-	-
Less: Direct Exp. on the Annual Function/Sports Carnival	-	-
2. Gross Receipts from Fetes	-	-
Less: Direct Expenditure incurred on the Fetes	-	-
3. Gross Receipts for Educational Tours	-	-
Less: Direct Expenditure incurred on the Tours	-	-
4. Others (to be specified and separately disclosed)	-	-
<b>Total</b>	-	-
<b>D. Interest on Term Deposits:</b>		
a) With Scheduled Banks (FDRs)	112,66,862	116,06,335
b) With Non-Scheduled Banks	-	-
c) With Institutions	-	-
d) Others	-	-
<b>Total</b>	112,66,862	116,06,335
<b>E. Interest on Savings Accounts:</b>		



Particulars	As at 31.03.2019	As at 31.03.2018
a) With Scheduled Banks	44,54,952	58,07,143
b) With Non-Scheduled Banks	-	-
c) With Institutions	-	-
d) Others	-	-
Total	44,54,952	58,07,143
<b>F. Interest On Loans:</b>		
a) Employees/Staff	-	-
b) Others	-	-
Total	-	-
<b>G. Interest on Debtors and Other Receivables</b>	-	-
<b>H. Others</b>		
1. RTI Fee	-	-
2. Income from Royalty	-	-
3. Sale of Application Forms (Recruitment)	-	-
4. Application Fee	-	-
5. Profit on Sale/Disposal of Assets:	-	-
a) Owned Assets		
b) Assets acquired out of Grants/received Free of Cost	-	-
6. Others	-	-
7. Prior Period Adjustments	-	-
Total	-	-
<b>GRAND TOTAL (A+B+C+D+E+F+G+H)</b>	<b>157,21,815</b>	<b>174,13,478</b>





VIGNAN'S FOUNDATION FOR SCIENCE, TECHNOLOGY AND RESEARCH  
VADLAMUDI

**SCHEDULE 14 - STAFF PAYMENTS & BENEFITS**

Particulars	As at 31.03.2019	As at 31.03.2018
a) Salaries and Wages		
Teaching Staff	2219,79,575	1872,01,176
Non-Teaching Staff	615,23,749	510,39,459
b) Incentives	296,78,403	16,38,999
c) Contribution to Provident Fund	74,67,023	67,04,936
d) Staff Welfare Expenses	37,31,426	34,97,930
e) Honorarium	-	8,00,959
f) Faculty Development	61,39,662	61,57,121
g) Staff Recruitment expenses	6,07,476	7,24,055
h) Contribution to ESI	9,90,898	7,87,868
<b>TOTAL</b>	<b>3321,18,212</b>	<b>2585,52,503</b>

**SCHEDULE 15-ACADEMIC EXPENSES**

Particulars	As at 31.03.2019	As at 31.03.2018
a) <b>Laboratory Expenses</b>	15,85,479	15,89,242
b) <b>Field Work/Participation</b>	8,24,825	6,82,859
c) <b>Seminar/Workshop</b>	22,09,221	17,74,373
d) Payment to Visiting Faculty	46,29,234	33,38,447
e) Seed Money	216,60,000	55,00,000
f) Examination Expenses	148,51,872	138,93,852
g) <b>Student Welfare Expenses</b>	44,17,293	31,56,261
h) Admission Expenses	264,87,658	298,18,475
i) Convocation Expenses	41,63,352	37,36,684
j) Publications	32,450	1,29,990
k) Stipend/Means-cum-Merit Scholarship	16,28,000	23,29,750
l) Academic Scholarships	1499,45,150	-
m) <b>Training &amp; Placement Expenses</b>	107,52,483	140,15,660
<b>TOTAL</b>	<b>2431,87,017</b>	<b>799,65,593</b>



VIGNAN'S FOUNDATION FOR SCIENCE, TECHNOLOGY AND RESEARCH  
VADLAMUDI

**SCHEDULE 16 - ADMINISTRATIVE AND GENERAL EXPENSES**

Particulars	As at 31.03.2019	As at 31.03.2018
a) Electricity and Power	201,93,203	201,24,283
b) Rates, Taxes and Licences	36,08,805	34,37,034
c) Postage & Telegram	9,87,275	7,86,725
d) Telephone and Internet Charges	11,00,264	14,59,754
e) Printing and Stationary	31,57,604	17,97,727
f) Travelling and Conveyance Expenses	41,98,285	24,61,054
g) Expenses on Seminar /Workshops	10,59,296	3,92,198
h) Rent	25,68,129	21,55,981
i) Auditors Remuneration	5,66,400	5,70,300
j) Advertisement and Publicity	423,35,681	454,13,506
k) Magazines & Journals	6,71,204	4,73,758
l) Miscellaneous Expenses	2,15,319	1,60,601
m) Functions & Celebrations	113,94,484	98,87,739
n) Research & Development	732,89,130	548,86,660
o) Expenditure on e- Journals	67,11,821	78,78,820
p) Security Charges	46,84,014	89,34,382
q) Meeting Expenses	16,10,247	9,09,345
r) Social Commitment Expenses	27,59,981	7,06,829
s) Legal charges	-	-
t) Prior period adjustments	-	-
<b>TOTAL</b>	<b>1811,11,142</b>	<b>1624,36,696</b>

**SCHEDULE 17 -TRANSPORTATION EXPENSES**

Particulars	As at 31.03.2019	As at 31.03.2018
<b>1. Vehicles (Owned by Educational Institution)</b>		
a) Running Expenses	124,96,712	10,09,084
b) Repairs & Maintenance	35,29,754	4,23,095
c) Insurance Expenses	16,93,678	78,858
<b>2. Vehicles (Not-owned by Educational Institution)</b>		
a) Running, Repairs & Maintenance Expenses	10,77,586	7,82,784
<b>TOTAL</b>	<b>187,97,730</b>	<b>22,93,821</b>



VIGNAN'S FOUNDATION FOR SCIENCE, TECHNOLOGY AND RESEARCH  
VADLAMUDI

**SCHEDULE 18 - REPAIRS & MAINTENANCE**

Particulars	As at 31.03.2019	As at 31.03.2018
a) Building	25,60,011	23,91,284
b) Fixtures	2,14,489	3,22,898
c) Plant & Machinery	9,93,790	4,42,888
d) Office/Sports/ Equipments	17,16,122	17,14,601
e) Computer Maintenance (including Softwares)	9,44,678	10,73,914
f) University Maintenance	43,88,966	74,92,683
g) Electrical Maintenance	20,51,851	6,73,386
i) Green Initiative Expenses	1,83,400	-
<b>TOTAL</b>	<b>130,53,307</b>	<b>141,11,654</b>

**SCHEDULE 19-FINANCE COSTS**

Particulars	As at 31.03.2019	As at 31.03.2018
a) Interest on Car loan	76,336.44	1,93,514
b) Interest on SOD Loan	7,72,380.00	6,19,198
c) Interest on term loan	200,42,338.00	257,18,423
d) Interest on Deposit Loans	-	88,482
e) Bank charges	3,55,383.36	2,06,025
<b>TOTAL</b>	<b>212,46,438</b>	<b>268,25,642</b>

**SCHEDULE 20 - DEPRECIATION**

Particulars	As at 31.03.2019	As at 31.03.2018
Depreciation	858,51,376	726,42,921
<b>TOTAL</b>	<b>858,51,376</b>	<b>726,42,921</b>

