

Criteria	Particulars	Page No
4.4.1	Expenditure incurred on maintenance of physical facilities and academic support facilities excluding salary component for the year 2019-20.	16, 17 & 18

FORM NO.10B

[See Rule 17B]

**Audit Report under section 12A (b) of the Income-tax Act, 1961 in the case of
charitable or religious trusts or institutions**

We have examined the balance sheet of Vignans Foundation For Science Technology And Research, AABTV 1315 Q [name and PAN of the trust or institution] as at 31st March 2020 and the Profit and loss account for the year ended on that date which are in agreement with the books of account maintained by the said Trust or institution.

We have obtained all the information and explanations which to the best of our knowledge and belief were necessary for the purposes of the audit. In our opinion, proper books of account have been kept by the head office and the branches of the above-named Trust visited by us so far as appears from our examination of the books, and proper Returns adequate for the purposes of audit have been received from branches not visited by us subject to the comments given below: -

In our opinion and to the best of our information, and according to information given to us the said accounts give a true and fair view: -

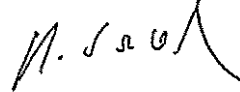
- (i) in the case of the balance sheet, of the state of affairs of the above named Trust as at 31st March 2020 and
- (ii) in the case of the profit and loss account, of the profit or loss of its accounting year ending on 31st March 2020.

The prescribed particulars are annexed hereto.

Place: Guntur
Date: 25-Oct-2020
UDIN: 20208788AAAAFG1995



For Punnaiah & Co


B. Srinivasa Rao
Partner, M. No. 208788
Firm Reg. No. 0002798S
D. No. 5-87-129, Main Road, Lakshmipuram


VIGNAN'S FOUNDATION FOR SCIENCE, TECHNOLOGY AND RESEARCH
VADLAMUDI
STATEMENT OF AFFAIRS AS AT 31.03.2020

₹

₹

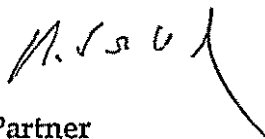
PARTICULARS	Schedule	As at 31.03.2020	As at 31.03.2019
SOURCES OF FUNDS:			
UNRESTRICTED FUNDS			
Corpus Fund	1	50,101,116	50,101,116
General Fund	2	1,033,916,787	805,444,854
Designated/Earmarked Funds		-	-
RESTRICTED FUNDS	3	9,926,018	7,468,375
LOANS/BORROWINGS			
Secured Loans	4	88,581,531	259,680,492
Un-Secured Loans		-	-
CURRENT LIABILITIES AND PROVISIONS	5	72,822,236	66,969,681
TOTAL		1,255,347,688	1,189,664,517
APPLICATION OF FUNDS:			
FIXED ASSETS			
Tangible Assets	6	781,829,721	774,265,896
Intangible Assets		5,218,194	3,918,516
Capital Work-in-Progress		163,446,369	1,172,840
INVESTMENTS			
Long Term	7	-	-
Short Term		-	72,418,918
CURRENT ASSETS	8	220,106,162	263,181,166
LOANS, ADVANCES AND DEPOSITS	9	84,747,242	74,707,182
TOTAL		1,255,347,688	1,189,664,517

For Vignan's Foundation For Science,
 Technology and Research


 Managing Trustee



As per our report even date annexed
 for M/s. Punnaiah & Co
 Chartered Accountants


 Partner

Place: Vadlamudi


Date: 25-10-2020 (CAB. Srinivasa Rao, M. No. 208788)

UDIN: 20208788AAA AFG1995

VIGNAN'S FOUNDATION FOR SCIENCE, TECHNOLOGY AND RESEARCH
VADLAMUDI
INCOME AND EXPENDITURE STATEMENT FOR THE YEAR ENDED 31.03.2020.

Particulars	Schedule	Current Year				Restricted Funds	Total	Previous Year
		Unrestricted Funds			Total			
		Corpus Fund	Designated Fund	General Fund				
INCOME								
Academic Receipts	10	-	-	1,123,036,430	-	1,123,036,430	1,033,280,143	
Grants & Donations	11	-	-	-	-	-	-	
Income from Investments	12	-	-	5,551,715	-	5,551,715	1,235,299	
Other Incomes	13	-	-	12,505,741	-	12,505,741	15,721,815	
TOTAL (A)				1,141,093,886	-	1,141,093,886	1,050,237,256	
EXPENDITURE								
Staff Payments & Benefits	14	-	-	324,415,823	-	324,415,823	332,118,212	
Academic Expenses	15	-	-	263,216,164	-	263,216,164	243,187,017	
Administrative & General Expenses	16	-	-	183,301,177	-	183,301,177	181,111,142	
Transportation Expenses	17	-	-	18,804,059	-	18,804,059	18,797,730	
Repairs & Maintenance	18	-	-	14,776,051	-	14,776,051	13,053,307	
Finance Costs	19	-	-	10,311,999	-	10,311,999	21,246,438	
Depreciation	20	-	-	97,796,679	-	97,796,679	85,851,376	
TOTAL (B)				912,621,952	-	912,621,952	895,365,221	
Balance being Excess of Income over Expenditure (A-B)				228,471,933	-	228,471,933	154,872,035	
Transfer to/from Designated Fund				-	-	-	-	
Building Fund				-	-	-	-	
Corpus Fund				-	-	-	-	
Balance Being Surplus/(Deficit) Carried to General Fund				228,471,933	-	228,471,933	154,872,035	
Notes on Accounts								

For Vignan's Foundation For Science,
 Technology and Research



 Managing Trustee

Place: Vadlamudi
 Date: 25-10-2020

UDIN: 20208788AAAAAFC1995



As per our report even date annexed
 For M/s Punnaiah & Co
 Chartered Accountants


 Partner

(CA B. Srinivasa Rao, M. No. 208788)

VIGNAN'S FOUNDATION FOR SCIENCE, TECHNOLOGY AND RESEARCH: VADLAMUDI.
SCHEDULES FORMING PART OF BALANCE SHEET AS AT 31.03.2020

SCHEDULE-1 CORPUS FUND

Particulars	As at 31.03.2020	As at 31.03.2019
Balance as at the beginning of the year	501,01,116	501,01,116
Add: Contributions/yearmarked towards Corpus	-	-
Deduct: Asset written off during the year created out of Corpus	-	-
BALANCE AT THE YEAR-END	501,01,116	501,01,116

SCHEDULE-2 GENERAL FUND

Particulars	As at 31.03.2020	As at 31.03.2019
Balance as at the beginning of the year	8054,44,854	6505,72,819
Add: Contributions towards General Fund	-	-
Add: Balance of Net Surplus/ (Deficit) transferred from the Income and Expenditure Account	2284,71,933	1548,72,035
BALANCE AT THE YEAR-END	10339,16,787	8054,44,854



VIGNAN'S FOUNDATION FOR SCIENCE, TECHNOLOGY AND RESEARCH: VADLAMUDI.
SCHEDULES FORMING PART OF BALANCE SHEET AS AT 31.03.2020

SCHEDULE 3 - RESTRICTED FUNDS

Particulars	FUND WISE BREAK UP					TOTAL	
	FUND AA	FUND BB	FUND CC	FUND DD	As at 31.03.2020	As at 31.03.2019	
a) Opening balance of the funds	74,68,375	-	-	-	74,68,375	29,79,868	
b) Additions to the Funds:							
i. Grants from Government Agencies (Net)	114,17,899	-	-	-	114,17,899	126,26,417	
ii. Income from Investments made on account of Funds	-	-	-	-	-	-	
iii. Accrued interest on Investments on account of Funds	2,35,476	-	-	-	2,35,476	1,77,939	
iv. Other additions (Transfer of unrealised DST project funds)	-	-	-	-	-	19,000	
TOTAL (a+b)	191,21,750	-	-	-	191,21,750	158,03,224	
c) Utilisation/ Expenditure towards objectives of funds							
i. Capital Expenditure							
Equipment	12,25,267	-	-	-	12,25,267	12,16,807	
Others	-	-	-	-	-	-	
Total	12,25,267	-	-	-	12,25,267	12,16,807	
ii. Revenue Expenditure							
Salaries, Wages and Allowances, etc.,	25,75,922	-	-	-	25,75,922	26,10,027	
Rent	-	-	-	-	-	-	
Other Administrative Expenses	53,94,543	-	-	-	53,94,543	45,08,015	
Total	79,70,465	-	-	-	79,70,465	71,18,042	
TOTAL (c)	91,95,732	-	-	-	91,95,732	83,34,849	
NET BALANCE AS AT THE YEAR-END (a+b-c)	99,26,018	-	-	-	99,26,018	74,68,375	



VIGNAN'S FOUNDATION FOR SCIENCE, TECHNOLOGY AND RESEARCH: VADLAMUDI.
SCHEDULES FORMING PART OF BALANCE SHEET AS AT 31.03.2020


SCHEDULE 4-LOANS/BORROWINGS

SECURED LOANS

Particulars	As at 31.03.2020	As at 31.03.2019
1. Central Government	-	-
2. State Government (Specify)	-	-
3. Financial Institutions		
a) Term Loans	-	-
b) Interest accrued and due	-	-
4. Banks:		
a) Term Loans	-	-
UCO Bank Car Loan - 21890610018019	73,840	1,64,689
UCO Bank Car Loan - 21890610019986	-	89,650
HDFC Bank Car Loan - 27091598	-	-
PNB Term Loan, Gnt TL A/c No.019500IF00000028	877,99,112	1773,59,501
-Interest accrued and due	7,08,579	17,12,278
b) Other Loans		
PNB Gnt OD A/c No.0195009300026829	-	799,99,850
Dhanlaxmi Bank OD A/c No.309	-	-
-Interest accrued and due	-	3,54,524
5. Other Institutions and Agencies	-	-
6. Debentures and Bonds	-	-
7. Others (Specify)	-	-
Total	885,81,531	2596,80,492
Note: Amounts due within one year	878,84,100	1301,79,818


UNSECURED LOANS

Particulars	As at 31.03.2020	As at 31.03.2019
1. Central Government	-	-
2. State Government (Specify)	-	-
3. Financial Institutions	-	-
4. Banks:		
a) Term Loans	-	-
b) Other Loans (specify)	-	-
5. Other Institutions and Agencies		
6. Debentures and Bonds	-	-
7. Fixed Deposits	-	-
Total	-	-
Note: Amounts due within one year	-	-



VIGNAN'S FOUNDATION FOR SCIENCE, TECHNOLOGY AND RESEARCH: VADLAMUDI.
SCHEDULES FORMING PART OF BALANCE SHEET AS AT 31.03.2020
SCHEDULE 5 - CURRENT LIABILITIES & PROVISIONS

Particulars	As at 31.03.2020	As at 31.03.2019
A. CURRENT LIABILITIES		
1. Deposits from Staff	13,09,482	11,82,678
2. Deposits from Students	-	-
3. Sundry Creditors	-	-
a) For Goods & Services	449,42,814	347,20,168
b) others	-	-
c) Receipts from other units	-	-
3. Advance Fee Collections	15,85,428	16,78,362
4. Interest accrued but not due on:		
a) Secured Loans/Borrowings	-	-
b) Un-Secured Loans/ Borrowings	-	-
5. Statutory Liabilities (GPF,TDS, WC TAX, CPF, GIS, NPS):		
a) Overdue	-	-
b) TDS Payable	28,19,931	61,38,008
c) Professional Tax Due	1,06,200	97,850
d) Provident Fund Payable	7,02,072	5,94,471
e) ESI Contribution Payable	16,095	29,753
6. Other Current Liabilities		
a) Salaries	-	-
b) Receipts against Sponsored Projects	-	-
c) Receipts against Sponsored Fellowships & Scholarships	-	-
d) Unutilised Grants	-	-
e) Grants in Advance	-	-
f) Miscellaneous Funds	55,93,913	35,16,625
g) Other Liabilities	125,50,541	159,52,414
h) Scholarships	30,08,875	28,76,875
TOTAL (A)	726,35,351	667,87,204
B. PROVISIONS		
1. For Taxation	-	-
2. Gratuity	-	-
3. Superannuation/Pension	-	-
4. Accumulated Leave Encashment	-	-
5. LIC Premium Payable	1,86,885	1,82,477
6. Trade Warranties/Claims	-	-
7. Others (Specify)	-	-
TOTAL (B)	1,86,885	1,82,477
TOTAL(A+B)	728,22,236	669,69,681



VIGNAN'S FOUNDATION FOR SCIENCE, TECHNOLOGY AND RESEARCH; VADLAMUDI.
SCHEDULES FORMING PART OF BALANCE SHEET AS AT 31.03.2020

SCHEDULE 6 - FIXED ASSETS

Particulars	Depreciation Rate	GROSS BLOCK					DEPRECIATION					NET BLOCK						
		Cost/valuation As at beginning of the Year	Additions during the Year	Deductions during the Year	Cost/valuation at the Year-end	As at the beginning of the Year	On Openings During the Year	On Additions During the Year	On Deductions during the Year	Total up to the Year-end	As at the Current Year-end	As at the Previous Year-end						
I. Land:																		
a) Freehold	0	59,226,318	11,969,053	0	71,195,371	0	0	0	0	0	0	0	0	0	71,195,371	59,226,318	0	
b) Leasehold		0	0	0	0	0	0	0	0	0	0	0	0	0	0	0	0	0
II. Buildings:																		
a) On Freehold Land		0	0	0	0	0	0	0	0	0	0	0	0	0	0	0	0	0
b) On Leasehold Land	10	727,232,562	9,691,393	0	736,923,955	0	49,397,986	543,212	0	283,193,898	453,730,056	493,979,861	0	0	453,730,056	493,979,861	0	
c) Ownership Flats/Premises		0	0	0	0	0	0	0	0	0	0	0	0	0	0	0	0	0
d) Superstructures on Land not belonging to Educational Institutions		0	0	0	0	0	0	0	0	0	0	0	0	0	0	0	0	0
III. Plants, machinery & equipment	15	55,617,879	2,940,337	0	58,558,216	0	4,524,341	260,642	0	30,240,588	28,317,627	30,162,274	0	0	28,317,627	30,162,274	0	
IV. Furniture & fixtures	10	69,239,390	28,403,403	0	97,642,793	0	4,406,220	1,851,019	0	31,434,431	65,908,362	44,062,198	0	0	65,908,362	44,062,198	0	
V. Office Equipment	15	2,743,340	248,879	0	2,992,219	0	1,98,231	34,692	0	1,654,721	1,337,498	1,321,542	0	0	1,337,498	1,321,542	0	
VI. Computer/peripherals	40	48,482,760	13,768,869	0	62,251,629	0	4,040,604	3,270,018	0	45,691,872	16,559,757	10,101,510	0	0	16,559,757	10,101,510	0	
VII. Electric Insulations	15	23,139,792	4,018,050	0	27,157,842	0	1,990,352	464,472	0	12,307,604	14,850,238	13,269,011	0	0	14,850,238	13,269,011	0	
VIII. Library books	40	20,074,315	3,894,266	0	23,968,581	0	1,533,976	1,131,769	0	18,905,120	5,063,461	3,834,940	0	0	5,063,461	3,834,940	0	
IX. Tube wells & water supply		0	0	0	0	0	0	0	0	0	0	0	0	0	0	0	0	0
XI. Lab Equipment	15	75,785,093	16,244,988	0	92,030,081	0	7,338,436	1,684,137	0	35,771,828	56,258,653	49,056,237	0	0	56,258,653	49,056,237	0	
XII. Sports Equipment	15	2,100,324	855,723	0	2,956,047	0	1,61,477	64,179	0	1,249,468	1,706,579	1,076,511	0	0	1,706,579	1,076,511	0	
XIV. Vehicles	15	35,004,253	212,000	0	35,216,253	0	4,006,299	31,800	0	12,333,690	22,882,563	26,708,662	0	0	22,882,563	26,708,662	0	
XVII. University equipment	15	17,297,558	1,635,347	0	18,932,905	0	1,565,365	142,364	0	8,569,543	10,363,362	10,435,764	0	0	10,363,362	10,435,764	0	
XVIII. Research & Development Equipment																		
a) Computer Equipment	40	7,130,084	6,552,899	0	13,682,983	0	141,753	1,360,068	0	8,277,522	5,405,461	354,384	0	0	5,405,461	354,384	0	
b) Computer Software	40	3,362,030	1,732,031	0	5,094,061	0	178,750	259,805	0	3,093,905	268,125	446,875	0	0	268,125	446,875	0	
c) Lab Equipment	15	39,045,158	1,732,031	0	40,777,189	0	3,542,956	31,800	0	19,228,210	21,548,979	23,619,709	0	0	21,548,979	23,619,709	0	
d) Library Books	40	1,196,022	1,635,347	0	2,831,369	0	6,299	142,364	0	1,186,574	9,448	15,747	0	0	9,448	15,747	0	
e) Solar Vehicle	15	92,702	46,323	0	139,025	0	6,957	6,299	0	53,280	39,422	46,379	0	0	39,422	46,379	0	
f) Vignan Viranchi Electric vehicle	15	115,130	0	0	115,130	0	8,339	0	0	67,877	47,253	55,591	0	0	47,253	55,591	0	
g) Green House Project	10	353,266	81,428	0	434,694	0	27,184	17,274	0	1,886,311	244,655	271,838	0	0	244,655	271,838	0	
h) Animal House Project	15	1,593,230	130,898	0	1,724,128	0	205,663	0	0	45,079	1,279,049	1,371,088	0	0	1,279,049	1,371,088	0	
i) Bio-Gas Project	15	68,685	95,206	0	163,891	0	68,685	7,627	0	25,464	13,221	50,849	0	0	13,221	50,849	0	
j) Herbal Gardens	15	531,228	747,530	0	1,278,758	0	62,245	7,140	0	185,647	410,787	411,966	0	0	410,787	411,966	0	
k) Lab Equipment	15	4,142,948	653,812	0	4,796,760	0	536,443	50,112	0	1,153,214	3,643,546	3,576,289	0	0	3,643,546	3,576,289	0	
l) Bio Gas Plant		0	0	0	0	0	0	0	0	0	0	0	0	0	0	0	0	0
m) Student Project	15	272,985	0	0	272,985	0	29,708	0	0	104,640	168,345	198,053	0	0	168,345	198,053	0	
XIV Computer Software	40	9,590,352	3,913,029	0	13,503,381	0	1,567,406	1,045,944	0	8,285,187	5,218,194	3,918,516	0	0	5,218,194	3,918,516	0	
A. Total of CURRENT YEAR		1,204,185,534	106,660,183	0	1,310,845,517	0	426,000,922	12,200,667	0	523,797,601	787,047,916	778,184,412	0	0	787,047,916	778,184,412	0	
PREVIOUS YEAR		1,172,840	1,172,840	0	1,172,840	0	0	0	0	0	0	857,830	0	0	1,172,840	857,830	0	
XII. Capital Work-in-Progress		0	171,964,921	0	171,964,921	0	0	0	0	0	0	169,315,010	0	0	171,964,921	169,315,010	0	
TRANSFER TO ASSETS		0	9,691,393	0	9,691,393	0	0	0	0	0	0	169,000,000	0	0	9,691,393	169,000,000	0	
B. NET WORK-IN-PROGRESS		1,172,840	163,446,368	0	164,619,208	0	163,446,368	0	0	0	0	1,172,840	0	0	163,446,368	1,172,840	0	
TOTAL (A+B)		1,205,358,374	270,106,551	0	1,475,464,925	0	426,000,922	12,200,667	0	523,797,601	950,494,284	779,357,252	0	0	950,494,284	779,357,252	0	

VIGNAN'S FOUNDATION FOR SCIENCE, TECHNOLOGY AND RESEARCH
VADLAMUDI

SCHEDULE 7 - INVESTMENTS

Particulars	As at 31.03.2020	As at 31.03.2019
Long Term Investments		
a) Others (specify)	-	-
Total	-	-
Short Term Investments		
a) SBI OVERNIGHT REG FUND	-	-
b) SBI EQUITY HYBRID FUND	-	-
c) RELIANCE MONEY MANAGER FUND	-	106,51,129
e) RELIANCE BALANCED ADVANTAGE FUND	-	200,00,000
f) SBI BLUE CHIP FUND - REG PLAN - GROWTH	-	94,29,000
g) SBI MAGNAM MULTI CAP FUND - REG PLAN - GROWTH	-	200,00,000
h) SBI SAVINGS FUND REG PLAN - GROWTH	-	123,38,789
Total	-	724,18,918



VIGNAN'S FOUNDATION FOR SCIENCE, TECHNOLOGY AND RESEARCH
VADLAMUDI

SCHEDULE 8 - CURRENT ASSETS

Particulars	As at 31.03.2020	As at 31.03.2019
1. Stock:		
a) Stores and Spares	-	-
b) Loose Tools	-	-
c) Publications	-	-
d) Unifroms	-	-
2. Sundry Debtors (Fee Receivables):		
a) Outstanding for a period exceeding six months	-	-
b) Others	-	-
3. Cash Balances in hand (including cheques/ drafts and imprest)	31,129	43,545
4. Bank Balances (to be further classified as pertaining to earmarked fund or otherwise)		
a) With Scheduled Banks:		
In Current Accounts	495,54,042	285,05,885
In Term Deposit Accounts	1435,57,940	2135,21,284
In Savings Accounts	269,63,051	211,10,452
b) With Non-Scheduled Banks:		
In Current Accounts	-	-
In term deposit Accounts	-	-
In Savings Accounts	-	-
5. Post Office- Savings Accounts	-	-
TOTAL	2201,06,162	2631,81,166



VIGNAN'S FOUNDATION FOR SCIENCE, TECHNOLOGY AND RESEARCH
VADLAMUDI

SCHEDULE 9 - LOANS, ADVANCES & DEPOSITS

Particulars	As at 31.03.2020	As at 31.03.2019
1. Advances to Employees:		
(Non-interest bearing)		
a) Salary	78,500	5,22,831
b) Festival	-	-
c) LTC	-	-
d) Medical Advance	-	-
e) Other (Advances for Expenditure)	4,95,926	6,38,063
2. Long Term Advances to Employees:		
(Interest bearing)		
a) Vehicle loan	-	-
b) Home loan	-	-
c) Others (to be specified)	-	-
3. Advances and other amounts recoverable in cash or in kind or for value to be received:		
a) On Capital Account	274,36,354	251,61,619
b) to suppliers	25,05,231	154,21,921
c) Service providers	1,41,263	8,08,948
4. Prepaid Expenses		
a) Insurance	14,29,480	6,82,598
b) Internet	2,49,041	6,99,041
c) Others	68,39,548	61,73,872
5. Deposits		
a) Telephone	51,239	51,239
b) Lease Rent	2,21,000	3,31,000
c) Electricity	20,69,110	20,26,750
d) MCI, if applicable	-	-
e) Security deposit	750	750
f) Gas deposit	6,800	6,800
g) AP Food Processing Society	50,000	50,000
h) Earnest Money (AP Food Technology Lab)	5,00,000	-
6. Income Accrued		
a) On Inv. Earmarked/Endowment Funds	-	-
b) On Investments-Others	-	-
c) On Loans and Advances	-	-
d) Fee receivable	391,86,197	177,86,196
7. Other receivable		
a) Debit balances in Sponsored Projects	-	-
b) Debit balances in Fellowship & Scholarship	-	-
c) Grants Recoverable	-	-
d) TDS Receivables	31,26,477	39,85,228
e) TCS Receivables	3,60,326	3,60,326
f) Others	-	-
8. Claims Receivable	-	-
TOTAL	847,47,242	747,07,182



VIGNAN'S FOUNDATION FOR SCIENCE, TECHNOLOGY AND RESEARCH
VADLAMUDI

SCHEDULE 10 -ACADEMIC RECEIPTS

Particulars	As at 31.03.2020	As at 31.03.2019
FEE FROM STUDENTS		
Academic		
1. Tuition Fee	9597,39,868	8685,76,439
2. Admission Fee	397,55,000	376,03,710
3. Campus Recruitment Training Fee	-	-
Total (A)	9994,94,868	9061,80,149
Examinations		
1. Admission-test Fee	64,96,556	98,07,289
2. Annual Examination Fee	353,47,176	349,33,304
3. Mark Sheet, Certificate Fee	44,64,000	25,85,500
Total (B)	463,07,732	473,26,093
Other fees		
1. Identity Card Fee	1,45,375	1,48,927
2. Fine/Miscellaneous Fee	55,07,105	80,09,657
3. Medical Fee	-	-
4. Transportation Fee	383,05,500	419,84,197
5. Other Receipts		
i) Non Govt Research Grants	89,25,300	67,23,300
ii) Consultancy Receipts	130,65,550	116,42,820
iii) Receipts from non govt bodies for infrastructure	75,00,000	90,00,000
iv) Receipts from Alumni Contribution	37,85,000	22,65,000
Total (C)	772,33,830	797,73,901
Sale of Publications		
1. Sale of Syllabus and Question Paper, etc.	-	-
2. Sale of Prospectus including Admission Forms	-	-
Total (D)	-	-
GRAND TOTAL (A+B+C+D)	11230,36,430	10332,80,143



VIGNAN'S FOUNDATION FOR SCIENCE, TECHNOLOGY AND RESEARCH
VADLAMUDI

SCHEDULE 11 - GRANTS & DONATIONS (Irrevocable Grants & Subsidies Received)


Particulars	As at 31.03.2020	As at 31.03.2019
1) Central Government	-	-
2) State Government(s)	-	-
3) Government Agencies	-	-
4) Institutions/Welfare Bodies	-	-
5) International Organisations	-	-
6) Others (Specify)	-	-
TOTAL	-	-

SCHEDULE 12 - INCOME FROM INVESTMENTS

Particulars	As at 31.03.2020	As at 31.03.2019
1) Capital Gain on MF Investments	55,51,715	12,35,299
2) Others (specify)	-	-
TOTAL	55,51,715	12,35,299

SCHEDULE 13 - OTHER INCOME

Particulars	As at 31.03.2020	As at 31.03.2019
A. Income from Land & Building		
1. Hostel Room Rent	-	-
2. License Fee	-	-
3. Hire Charges of Auditorium/ Play Ground/ Convention Centre, etc.,	-	-
4. Electricity & Water Charges	-	-
Total	-	-
B. Sale of Institute's publications	-	-
C. Income from holding events		
1. Gross Receipts from Annual Function/Sports Carnival	-	-
Less: Direct Exp. on the Annual Function/Sports Carnival	-	-
2. Gross Receipts from Fetes	-	-
Less: Direct Expenditure incurred on the Fetes	-	-
3. Gross Receipts for Educational Tours	-	-
Less: Direct Expenditure incurred on the Tours	-	-
4. Others (to be specified and separately disclosed)	-	-
Total	-	-
D. Interest on Term Deposits:		
a) With Scheduled Banks (FDRs)	97,54,098	112,66,862
b) With Non-Scheduled Banks	-	-
c) With Institutions	-	-
d) Others	-	-
Total	97,54,098	112,66,862
E. Interest on Savings Accounts:		



Particulars	As at 31.03.2020	As at 31.03.2019
a) With Scheduled Banks	27,51,643	44,54,952
b) With Non-Scheduled Banks	-	-
c) With Institutions	-	-
d) Others	-	-
Total	27,51,643	44,54,952
F. Interest On Loans:		
a) Employees/Staff	-	-
b) Others	-	-
Total	-	-
G. Interest on Debtors and Other Receivables	-	-
H. Others		
1. RTIFee	-	-
2. Income from Royalty	-	-
3. Sale of Application Forms (Recruitment)	-	-
4. Application Fee	-	-
5. Profit on Sale/Disposal of Assets:	-	-
a) Owned Assets	-	-
b) Assets acquired out of Grants/received Free of Cost	-	-
6. Others	-	-
7. Prior Period Adjustments	-	-
Total	-	-
GRAND TOTAL (A+B+C+D+E+F+G+H)	125,05,741	157,21,815



**VIGNAN'S FOUNDATION FOR SCIENCE, TECHNOLOGY AND RESEARCH
VADLAMUDI**

SCHEDULE 14 - STAFF PAYMENTS & BENEFITS

Particulars	As at 31.03.2020	As at 31.03.2019
a) Salaries and Wages		
Teaching Staff	223,236,349	221,979,575
Non-Teaching Staff	73,879,823	61,523,749
b) Incentives	3,399,596	29,678,403
c) Contribution to Provident Fund	8,529,303	7,467,023
d) Staff Welfare Expenses	10,457,439	3,731,426
e) Faculty Development	3,703,337	6,139,662
f) Staff Recruitment expenses	386,730	607,476
g) Contribution to ESI	823,246	990,898
TOTAL	324,415,823	332,118,212

SCHEDULE 15- ACADEMIC EXPENSES

Particulars	As at 31.03.2020	As at 31.03.2019
a) Laboratory Expenses	3,840,039	1,585,479
b) Field Work/Participation	667,064	824,825
c) Seminar/Workshop	4,757,464	2,209,221
d) Payment to Visiting Faculty	4,851,719	4,629,234
e) Seed Money	22,360,000	21,660,000
f) Examination Expenses	16,341,085	14,851,872
g) Student Welfare Expenses	5,903,792	4,417,293
h) Admission Expenses	22,610,240	26,487,658
i) Convocation Expenses	5,014,876	4,163,352
j) Publications	200,852	32,450
k) Stipend/Means-cum-Merit Scholarship	1,440,750	1,628,000
l) Academic Scholarships	164,330,750	149,945,150
m) Training & Placement Expenses	10,897,534	10,752,483
TOTAL	263,216,164	243,187,017



VIGNAN'S FOUNDATION FOR SCIENCE, TECHNOLOGY AND RESEARCH
VADLAMUDI

SCHEDULE 16 - ADMINISTRATIVE AND GENERAL EXPENSES

Particulars	As at 31.03.2020	As at 31.03.2019
a) Electricity and Power	21,871,084	20,193,203
b) Rates, Taxes and Licences	5,203,087	3,608,805
c) Postage & Telegram	1,164,405	987,275
d) Telephone and Internet Charges	1,104,343	1,100,264
e) Printing and Stationary	3,818,452	3,157,604
f) Traveling and Conveyance Expenses	3,145,528	4,198,285
g) Expenses on Seminar/Workshops	190,223	1,059,296
h) Rent	1,963,764	2,568,129
i) Auditors Remuneration	566,400	566,400
j) Advertisement and Publicity	37,039,208	42,335,681
k) Magazines & Journals	612,757	671,204
l) Miscellaneous Expenses	300,552	215,319
m) Functions & Celebrations	12,593,889	11,394,484
n) Research & Development	78,269,142	73,289,130
o) Expenditure one- Journals	7,564,930	6,711,821
p) Security Charges	4,943,325	4,684,014
q) Meeting Expenses	1,633,967	1,610,247
r) Social Commitment Expenses	1,316,121	2,759,981
s) Legal charges	-	-
t) Prior period adjustments	-	-
TOTAL	183,301,177	181,111,142

SCHEDULE 17 -TRANSPORTATION EXPENSES

Particulars	As at 31.03.2020	As at 31.03.2019
1. Vehicles (Owned by Educational Institution)		
a) Running Expenses	12,774,465	12,496,712
b) Repairs & Maintenance	2,338,552	3,529,754
c) Insurance Expenses	2,384,725	1,693,678
2. Vehicles (Not-owned by Educational Institution)		
a) Running, Repairs & Maintenance Expenses	1,306,317	1,077,586
TOTAL	18,804,059	18,797,730



VIGNAN'S FOUNDATION FOR SCIENCE, TECHNOLOGY AND RESEARCH
VADLAMUDI

SCHEDULE 18 - REPAIRS & MAINTENANCE

Particulars	As at 31.03.2020	As at 31.03.2019
a) Building	22,05,674	25,60,011
b) Fixtures	4,20,200	2,14,489
c) Plant & Machinery	14,11,944	9,93,790
d) Office/Sports/ Equipments	11,17,141	17,16,122
e) Computer Maintenance (including Softwares)	12,84,698	9,44,678
f) University Maintenance	46,27,898	43,88,966
g) Electrical Maintenance	10,56,574	20,51,851
i) Green Initiative Expenses	26,51,922	1,83,400
TOTAL	147,76,051	130,53,307

SCHEDULE 19 - FINANCE COSTS

Particulars	As at 31.03.2020	As at 31.03.2019
a) Interest on Car loan	15,212	76,336
b) Interest on SOD Loan	9,35,781	7,72,380
c) Interest on term loan	87,37,541	200,42,338
d) Interest on Deposit Loans	-	-
e) Bank charges	6,23,465	3,55,383
TOTAL	103,11,999	212,46,438

SCHEDULE 20- DEPRECIATION

Particulars	As at 31.03.2020	As at 31.03.2019
Depreciation	977,96,679	858,51,376
TOTAL	977,96,679	858,51,376

