

Criteria	Particulars	Page No
	Expenditure incurred on salary component for the year 2016-17.	5, 16 & 17

## FORM NO. 10B

[ See rule 17B ]

Audit report under section 12A(b) of the Income-tax Act, 1961, in the case of charitable or religious trusts or institutions

We have examined the balance sheet of **Vignans Foundation For Science Technology And Research, AABTV1315Q** [name and PAN of the trust or institution] as at **31/03/2017** and the Profit and loss account for the year ended on that date which are in agreement with the books of account maintained by the said trust or institution.

We have obtained all the information and explanations which to the best of our knowledge and belief were necessary for the purposes of the audit. In our opinion, proper books of account have been kept by the head office and the branches of the abovenamed trust visited by us so far as appears from our examination of the books, and proper Returns adequate for the purposes of audit have been received from branches not visited by us, subject to the comments given below:

In our opinion and to the best of our information, and according to information given to us, the said accounts give a true and fair view-

(i) in the case of the balance sheet, of the state of affairs of the above named trust as at **31/03/2017** and

(ii) in the case of the profit and loss account, of the profit or loss of its accounting year ending on **31/03/2017**

The prescribed particulars are annexed hereto.

Place **Guntur**

Date **30/09/2017**

Name  
Membership Number  
FRN (Firm Registration Number)  
Address

**B. Srinivasa Rao**

**208788**

**002798S**

**D. No. 5-87-129, Main Road, Lakshmpuram, Guntur**

## ANNEXURE

Statement of particulars

## I. APPLICATION OF INCOME FOR CHARITABLE OR RELIGIOUS PURPOSES

1.	Amount of income of the previous year applied to charitable or religious purposes in India during that year ( ₹ )	612025258
2.	Whether the trust has exercised the option under clause (2) of the Explanation to section 11(1)? If so, the details of the amount of income deemed to have been applied to charitable or religious purposes in India during the previous year ( ₹ )	Yes 20147530
3.	Amount of income accumulated or set apart for application to charitable or religious purposes, to the extent it does not exceed 15 per cent of the income derived from property held under trust wholly for such purposes. ( ₹ )	No
4.	Amount of income eligible for exemption under section 11(1)(c) (Give details)	No
5.	Amount of income, in addition to the amount referred to in item 3 above, accumulated or set apart for specified purposes under section 11(2) ( ₹ )	0
6.	Whether the amount of income mentioned in item 5 above has been invested or deposited in the manner laid down in section 11(2)(b)? If so, the details thereof.	No
7.	Whether any part of the income in respect of which an Option was exercised under clause (2) of the Explanation to section 11(1) in any earlier year is deemed to be income of the previous year under section 11(1B)? If so, the details thereof ( ₹ )	No
8.	Whether, during the previous year, any part of income accumulated or set apart for specified purposes under section 11(2) in any earlier year-	
(a)	has been applied for purposes other than charitable or religious purposes or has ceased to be accumulated or set apart for application thereto, or	No
(b)	has ceased to remain invested in any security referred to in section 11(2)(b)(i) or deposited in any account referred to in section 11(2)(b)(ii) or section 11(2)(b)(iii), or	No
(c)	has not been utilised for purposes for which it was accumulated or set apart during the period for which	No

it was to be accumulated or set apart, or in the year immediately following the expiry thereof? If so, the details thereof

**II. APPLICATION OR USE OF INCOME OR PROPERTY FOR THE BENEFIT OF PERSONS REFERRED TO IN SECTION 13(3)**

1.	Whether any part of the income or property of the trust was lent, or continues to be lent, in the previous year to any person referred to in section 13(3) (hereinafter referred to in this Annexure as such person)? If so, give details of the amount, rate of interest charged and the nature of security, if any.	No
2.	Whether any part of the income or property of the trust was made, or continued to be made, available for the use of any such person during the previous year? If so, give details of the property and the amount of rent or compensation charged, if any.	No
3.	Whether any payment was made to any such person during the previous year by way of salary, allowance or otherwise? If so, give details	No
4.	Whether the services of the trust were made available to any such person during the previous year? If so, give details thereof together with remuneration or compensation received, if any	No
5.	Whether any share, security or other property was purchased by or on behalf of the trust during the previous year from any such person? If so, give details thereof together with the consideration paid	No
6.	Whether any share, security or other property was sold by or on behalf of the trust during the previous year to any such person? If so, give details thereof together with the consideration received	No
7.	Whether any income or property of the trust was diverted during the previous year in favour of any such person? If so, give details thereof together with the amount of income or value of property so diverted	No
8.	Whether the income or property of the trust was used or applied during the previous year for the benefit of any such person in any other manner? If so, give details	No

**III. INVESTMENTS HELD AT ANYTIME DURING THE PREVIOUS YEAR(S) IN CONCERNS IN WHICH PERSONS REFERRED TO IN SECTION 13(3) HAVE A SUBSTANTIAL INTEREST**

S. No	Name and address of the concern	Where the concern is a company, number and class of shares held	Nominal value of the investment(₹)	Income from the investment(₹)	Whether the amount in col. 4 exceeded 5 per cent of the capital of the concern during the previous year-say, Yes/No
<b>Total</b>					

Place  
Date

**Guntur**  
**30/09/2017**

Name  
Membership Number  
FRN (Firm Registration Number)  
Address

**B. Srinivasa Rao**  
**208788**  
**002798S**  
**D. No. 5-87-129, Main Road, Lakshmiipuram, Guntur**

Form Filing Details


Revision/Original      Original



**VIGNAN'S FOUNDATION FOR SCIENCE, TECHNOLOGY AND RESEARCH**  
**VADLAMUDI**  
**BALANCE SHEET AS AT 31.03.2017**

PARTICULARS	Schedule	As at 31.03.2017	As at 31.03.2016
<b>SOURCES OF FUNDS:</b>			
<b>UNRESTRICTED FUNDS</b>			
Corpus Fund	1	50,101,116	50,101,116
General Fund	2	485,569,275	421,599,260
Designated/ Earmarked Funds		-	-
<b>RESTRICTED FUNDS</b>	3	5,610,234	8,558,976
<b>LOANS/BORROWINGS</b>			
Secured Loans	4	451,507,138	387,355,853
Un-Secured Loans		-	-
<b>CURRENT LIABILITIES AND PROVISIONS</b>	5	61,330,958	45,667,144
<b>TOTAL</b>		1,054,118,720	913,282,349
<b>APPLICATION OF FUNDS:</b>			
<b>FIXED ASSETS</b>			
Tangible Assets	6	567,910,125	510,736,742
Intangible Assets		3,925,065	2,549,552
Capital Work-in-Progress		1,421,719	27,902,043
<b>INVESTMENTS</b>			
Long Term		-	-
Short Term		-	-
<b>CURRENT ASSETS</b>	7	426,111,540	293,409,525
<b>LOANS, ADVANCES AND DEPOSITS</b>	8	54,750,271	78,684,488
<b>TOTAL</b>		1,054,118,720	913,282,349

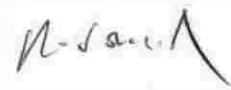
for Vignan's Foundation For Science,  
Technology and Research

  
Managing Trustee

Place: Vadlamudi

Date: 30.09.2017

As per our report even date annexed  
for M/s Punnaiah & Co  
Chartered Accountants

  
Partner



**VIGNAN'S FOUNDATION FOR SCIENCE, TECHNOLOGY AND RESEARCH**  
**VADLAMUDI**  
**INCOME AND EXPENDITURE ACCOUNT FOR THE YEAR ENDED 31.03.2017**

Particulars	Schedule	Current Year				Previous Year	
		Unrestricted Funds			Restricted Funds	Total	Total
		Corpus Fund	Designated Fund	General Fund			
<b>INCOME</b>							
Academic Receipts	9	-	-	613,168,429	-	613,168,429	534,541,409
Grants & Donations	10	-	-	-	-	-	-
Income from Investments		-	-	-	-	-	-
Other Incomes	11	-	-	19,004,358	-	19,004,358	9,207,449
<b>TOTAL (A)</b>		-	-	632,172,788	-	632,172,788	543,748,858
<b>EXPENDITURE</b>							
Staff Payments & Benefits	12	-	-	228,055,430	-	228,055,430	218,297,091
Academic Expenses	13	-	-	67,941,475	-	67,941,475	64,349,505
Administrative & General Expenses	14	-	-	150,036,900	-	150,036,900	125,297,921
Transportation Expenses	15	-	-	2,628,284	-	2,628,284	2,432,671
Repairs & Maintenance	16	-	-	10,120,573	-	10,120,573	9,954,021
Finance Costs	17	-	-	36,463,771	-	36,463,771	25,345,150
Depreciation	18	-	-	72,956,341	-	72,956,341	60,041,317
<b>TOTAL(B)</b>		-	-	568,202,773	-	568,202,773	505,717,676
Balance being Excess of Income over Expenditure (A-B)		-	-	63,970,015	-	63,970,015	38,031,181
Transfer to/from Designated Fund							
Building Fund		-	-	-	-	-	-
Corpus Fund		-	-	-	-	-	-
Balance Being Surplus/(Deficit) Carried to General Fund		-	-	63,970,015	-	63,970,015	38,031,181
Notes on Accounts	-						

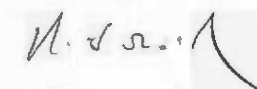
for Vignan's Foundation For Science,  
 Technology and Research

  
 Managing Trustee

Place: Vadlamudi  
 Date: 30.09.2017



As per our report even date annexed  
 for M/s Punnaiah & Co  
 Chartered Accountants

  
 Partner

**VIGNAN'S FOUNDATION FOR SCIENCE, TECHNOLOGY AND RESEARCH: VADLAMUDI.**  
**SCHEDULES FORMING PART OF BALANCE SHEET AS AT 31.03.2017**

**SCHEDULE-1 CORPUS FUND**

Particulars	As at 31.03.2017	As at 31.03.2016
Balance as at the beginning of the year	50,101,116	50,101,116
Add: Contributions/ yearmarked towards Corpus	-	-
Deduct: Asset written off during the year created out of Corpus	-	-
<b>BALANCE AT THE YEAR-END</b>	<b>50,101,116</b>	<b>50,101,116</b>

**SCHEDULE -2 GENERAL FUND**

Particulars	As at 31.03.2017	As at 31.03.2016
Balance as at the beginning of the year	421,599,260	383,568,079
Add: Contributions towards General Fund	-	-
Add: Balance of Net Surplus/ (Deficit) transferred from the Income and Expenditure Account	63,970,015	38,031,181
<b>BALANCE AT THE YEAR-END</b>	<b>485,569,275</b>	<b>421,599,260</b>



**VIGNAN'S FOUNDATION FOR SCIENCE, TECHNOLOGY AND RESEARCH: VADLAMUDI.**  
**SCHEDULES FORMING PART OF BALANCE SHEET AS AT 31.03.2017**

**SCHEDULE 3 - RESTRICTED FUNDS**

Particulars	FUND WISE BREAK UP				TOTAL	
	FUND AA	FUND BB	FUND CC	FUND DD	As at 31.03.2017	As at 31.03.2016
a) Opening balance of the funds	8,558,976	-	-	-	8,558,976	7,317,194
b) Additions to the Funds:						
i. Grants from Government Agencies (Net)	9,082,977	-	-	-	9,082,977	12,598,690
ii. Income from Investments made on account of Funds	-	-	-	-	-	-
iii. Accrued interest on Investments on account of Funds	10,922	-	-	-	10,922	-
iv. Other additions (Transfer of unrealised DST project funds)	2,119,210	-	-	-	2,119,210	128,353
TOTAL (a+b)	19,772,085	-	-	-	19,772,085	20,044,237
c) Utilisation/Expenditure towards objectives of funds						
i. Capital Expenditure						
Equipment	6,016,097	-	-	-	6,016,097	6,089,715
Others		-	-	-	-	-
Total	6,016,097	-	-	-	6,016,097	6,089,715
ii. Revenue Expenditure						
Salaries, Wages and Allowances, etc.,	2,848,488	-	-	-	2,848,488	2,019,513
Rent	-	-	-	-	-	-
Other Administrative Expenses	5,297,266	-	-	-	5,297,266	3,376,033
Total	8,145,754	-	-	-	8,145,754	5,395,546
TOTAL (c)	14,161,851	-	-	-	14,161,851	11,485,261
<b>NET BALANCE AS AT THE YEAR-END (a+b-c)</b>	<b>5,610,234</b>	<b>-</b>	<b>-</b>	<b>-</b>	<b>5,610,234</b>	<b>8,558,976</b>



**VIGNAN'S FOUNDATION FOR SCIENCE, TECHNOLOGY AND RESEARCH: VADLAMUDI.**  
**SCHEDULES FORMING PART OF BALANCE SHEET AS AT 31.03.2017**

**SCHEDULE 4-LOANS/BORROWINGS**  
**SECURED LOANS**

Particulars	As at 31.03.2017	As at 31.03.2016
1. Central Government	-	-
2. State Government (Specify)	-	-
3. Financial Institutions		
a) Term Loans	-	-
b) Interest accrued and due	-	-
4. Banks:		
a) Term Loans	-	-
UCO Bank Car Loan - 21890610018019	317,909	383,691
UCO Bank Car Loan - 21890610019986	340,885	448,878
HDFC Bank Car Loan - 27091598	1,346,999	1,949,676
PNB Term Loan, Gnt TL A/c No.0195001F00000028	269,686,600	299,939,739
-Interest accrued and due	2,760,039	1,710,763
b) Other Loans		-
PNB GntOD A/c No.0195009300026829	126,998,526	-
Dhanlaxmi Bank OD A/c No.309	49,999,527	82,376,554
-Interest accrued and due	56,653	546,552
5. Other Institutions and Agencies	-	-
6. Debentures and Bonds	-	-
7. Others (Specify)	-	-
<b>Total</b>	<b>451,507,138</b>	<b>387,355,853</b>
<b>Note: Amounts due within one year</b>	<b>60,855,048</b>	<b>45,776,453</b>

**UNSECURED LOANS**

Particulars	As at 31.03.2017	As at 31.03.2016
1. Central Government	-	-
2. State Government (Specify)	-	-
3. Financial Institutions	-	-
4. Banks:		
a) Term Loans	-	-
b) Other Loans (specify)	-	-
5. Other Institutions and Agencies		
6. Debentures and Bonds	-	-
7. Fixed Deposits	-	-
<b>Total</b>	<b>-</b>	<b>-</b>
<b>Note: Amounts due within one year</b>	<b>-</b>	<b>-</b>





VIGNAN'S FOUNDATION FOR SCIENCE, TECHNOLOGY AND RESEARCH: VADLAMUDI.  
 SCHEDULES FORMING PART OF BALANCE SHEET AS AT 31.03.2017  
 SCHEDULE 5 - CURRENT LIABILITIES & PROVISIONS


Particulars	As at 31.03.2017	As at 31.03.2016
<b>A. CURRENT LIABILITIES</b>		
1. Deposits from Staff	443,650	455,003
2. Deposits from Students	-	-
3. Sundry Creditors	-	-
a) For Goods & Services	17,375,639	26,309,258
b) Others	-	-
c) Receipts from other units	-	-
3. Advance Fee Collections	3,608,571	1,192,435
4. Interest accrued but not due on:		
a) Secured Loans/Borrowings	-	-
b) Un-Secured Loans/Borrowings	-	-
5. Statutory Liabilities (GPF, TDS, WC TAX, CPF, GIS, NPS):		
a) Overdue	-	-
b) TDS Payable	4,132,941	2,173,344
c) Professional Tax Due	81,900	74,250
d) Provident Fund Payable	1,902,688	460,453
e) ESI Contribution Payable	22,936	-
6. Other Current Liabilities		
a) Salaries	18,093,106	525,145
b) Receipts against Sponsored Projects	-	-
c) Receipts against Sponsored Fellowships & Scholarships	-	-
d) Unutilised Grants	-	-
e) Grants in Advance	-	-
f) Miscellaneous Funds	4,478,408	4,099,957
g) Other Liabilities	10,996,217	10,206,140
h) Scholarships	-	-
<b>TOTAL (A)</b>	<b>61,136,056</b>	<b>45,495,985</b>
<b>B. PROVISIONS</b>		
1. For Taxation	-	-
2. Gratuity	-	-
3. Superannuation/Pension	-	-
4. Accumulated Leave Encashment	-	-
5. LIC Premium Payable	194,902	171,159
6. Trade Warranties/Claims	-	-
7. Others (Specify)	-	-
<b>TOTAL (B)</b>	<b>194,902</b>	<b>171,159</b>
<b>TOTAL (A+B)</b>	<b>61,330,958</b>	<b>45,667,144</b>



**VIGNAN'S FOUNDATION FOR SCIENCE, TECHNOLOGY AND RESEARCH VADLAMUDI.**  
**SCHEDULES FORMING PART OF BALANCE SHEET AS AT 31.03.2017**

**SCHEDULE 6-FIXED ASSETS**

Particulars	Depreciation Rate	GROSS BLOCK				DEPRECIATION					NET BLOCK	
		Cost/valuation As at beginning of the Year	Additions during the Year	Deductions during the Year	Cost/valuation at the Year-end	As at the beginning of the Year	On Openings During the Year	On Additions During the Year	On Deductions during the Year	Total up to the Year-end	As at the Current Year-end	As at the Previous Year-end
I. Land												
a) Freehold	0	32,063,708	16,650,750	0	48,714,458	0	0	0	0	0	48,714,458	32,063,708
b) Leasehold		0	0	0	0	0	0	0	0	0	0	0
II. Buildings:			0				0				0	0
a) On Freehold Land		0	0	0	0	0	0	0	0	0	0	0
b) On Leasehold Land	10	463,232,562	35,000,000	0	498,232,562	113,167,594	35,006,497	1,750,000	0	149,924,091	348,308,471	350,064,968
c) Ownership Flats/Premises		0	0	0	0	0	0	0	0	0	0	0
d) Superstructures on Land not belonging to Educational Institutions		0	0	0	0	0	0	0	0	0	0	0
III. Plants, machinery & equipment	15	43,027,022	2,969,146	0	45,996,168	10,255,327	4,915,754	334,568	0	15,505,649	30,490,519	32,771,695
IV. Furniture & fixtures	10	50,399,731	6,156,474	0	56,556,205	11,361,948	3,903,778	578,099	0	15,843,825	40,712,380	39,037,783
V. Office Equipment	15	1,727,484	476,823	0	2,204,307	744,376	147,466	59,557	0	951,399	1,252,908	983,108
VI. Computer/peripherals	60	26,845,658	9,156,198	0	36,001,856	21,701,122	3,086,721	4,536,467	0	29,324,310	6,677,546	5,144,536
VII. Electric Installations	15	14,120,926	2,898,805	0	17,019,731	3,948,942	1,525,798	310,176	0	5,784,916	11,234,815	10,171,984
VIII. Library books	60	13,379,691	2,169,825	0	15,549,516	9,958,466	2,052,735	769,090	0	12,780,291	2,769,225	3,421,225
IX. Tube wells & water supply		0	0	0	0	0	0	0	0	0	0	0
XI. Lab Equipment	15	25,133,057	16,302,994	0	41,436,051	7,709,198	2,613,579	1,520,440	0	11,843,217	29,592,834	17,423,859
XII. Sports Equipment	15	1,477,843	287,089	0	1,764,932	486,757	148,663	21,532	0	656,952	1,107,980	991,086
XIV. Vehicles	15	7,366,755	260,000	0	7,626,755	2,068,998	794,664	19,500	0	2,883,162	4,743,593	5,297,757
XVII. University equipment	15	6,666,261	8,037,551	0	14,703,812	1,587,844	761,763	981,040	0	3,330,647	11,373,165	5,078,417
XVIII. Research & Development Equipment												
a) Computer Equipment	60	6,627,854	39,600	0	6,667,454	5,375,948	751,144	23,760	0	6,150,852	516,602	1,251,906
b) Computer Software	25	3,325,568	0	0	3,325,568	1,751,503	393,516	0	0	2,145,019	1,180,549	1,574,065
c) Lab Equipment	15	7,490,127	28,230,612	0	35,720,739	2,296,858	778,990	4,068,208	0	7,144,056	28,576,683	5,193,269
d) Library Books	60	1,196,022	0	0	1,196,022	1,086,667	65,613	0	0	1,152,280	43,742	109,355
e) Solar Vehicle	15	85,332	7,370	0	92,702	17,832	10,125	553	0	28,510	64,192	67,500
f) Vignan Viranchi Electric vehicle	15	115,130	0	0	115,130	24,609	13,578	0	0	38,187	76,943	90,521
g) Green House Project- Bio-Tech Dept	10	0	353,266	0	353,266	0	0	17,663	0	17,663	335,603	0
h) Student Project "Go Kart" - Mech Dept	15	0	155,325	0	155,325	0	0	17,408	0	17,408	137,917	0
XIV. Computer Software	25	3,555,847	2,353,409	0	5,909,256	1,006,295	637,388	340,508	0	1,984,191	3,925,065	2,549,552
<b>A. Total of CURRENT YEAR</b>		<b>707,836,578</b>	<b>131,505,237</b>	<b>0</b>	<b>839,341,815</b>	<b>194,550,284</b>	<b>57,607,772</b>	<b>15,348,569</b>	<b>0</b>	<b>267,506,625</b>	<b>571,835,190</b>	<b>513,286,294</b>
<b>PREVIOUS YEAR</b>		<b>27,902,043</b>	<b>27,902,043</b>	<b>0</b>	<b>27,902,043</b>	<b>0</b>	<b>0</b>	<b>0</b>	<b>0</b>	<b>0</b>	<b>27,902,043</b>	<b>5,798,966</b>
XII. Capital Work-in-Progress		0	34,180,078	0	34,180,078	0	0	0	0	0	34,180,078	83,173,967
TRANSFER TO ASSETS		0	60,660,402	0	60,660,402	0	0	0	0	0	60,660,402	61,070,890
<b>B. NET WORK-IN-PROGRESS</b>		<b>27,902,043</b>	<b>1,421,719</b>	<b>0</b>	<b>1,421,719</b>	<b>0</b>	<b>0</b>	<b>0</b>	<b>0</b>	<b>0</b>	<b>1,421,719</b>	<b>27,902,043</b>
<b>TOTAL (A+B)</b>		<b>735,738,621</b>	<b>132,926,956</b>	<b>0</b>	<b>840,765,534</b>	<b>194,550,284</b>	<b>57,607,772</b>	<b>15,348,569</b>	<b>0</b>	<b>267,506,625</b>	<b>573,256,909</b>	<b>541,188,336</b>



**VIGNAN'S FOUNDATION FOR SCIENCE, TECHNOLOGY AND RESEARCH  
VADLAMUDI**

**SCHEDULE 7 - CURRENT ASSETS**

Particulars	As at 31.03.2017	As at 31.03.2016
1. Stock:		
a) Stores and Spares	-	-
b) Loose Tools	-	-
c) Publications	-	-
d) Unifroms	-	-
2. Sundry Debtors (Fee Receivables):		
a) Outstanding for a period exceeding six months	-	-
b) Others	-	-
3. Cash Balances in hand (including cheques/ drafts and imprest)	28,973	269,639
4. Bank Balances (to be further classified as pertaining to earmarked fund or otherwise)		
a) With Scheduled Banks:		
In Current Accounts	14,993,018	11,810,435
In Term Deposit Accounts	144,409,424	129,017,610
In Savings Accounts	266,680,125	152,311,841
b) With Non-Scheduled Banks:		
In Current Accounts	-	-
In term deposit Accounts	-	-
In Savings Accounts	-	-
5. Post Office- Savings Accounts	-	-
<b>TOTAL</b>	<b>426,111,540</b>	<b>293,409,525</b>



VIGNAN'S FOUNDATION FOR SCIENCE, TECHNOLOGY AND RESEARCH

VADLAMUDI

SCHEDULE 8 - LOANS, ADVANCES & DEPOSITS

Particulars	As at 31.03.2017	As at 31.03.2016
1. Advances to Employees:		
(Non-interest bearing)		
a) Salary	35,100	127,909
b) Festival	-	-
c) LTC	-	-
d) Medical Advance	-	-
e) Other (Advances for Expenditure)	441,974	656,572
2. Long Term Advances to Employees:		
(Interest bearing)		
a) Vehicle loan	-	-
b) Home loan	-	-
c) Others (to be specified)	-	-
3. Advances and other amounts recoverable in cash or in kind or for value to be received:		
a) On Capital Account	22,596,114	17,724,000
b) to suppliers	6,875,941	11,908,740
c) Service providers	460,968	709,202
4. Prepaid Expenses		
a) Insurance	39,820	520,035
b) Internet	1,620,631	2,070,231
c) Others	5,481,303	4,092,870
5. Deposits		
a) Telephone	46,249	46,249
b) Lease Rent	318,000	382,025
c) Electricity	1,918,950	1,632,750
d) MCI, if applicable	-	-
e) Security deposit	750	750
f) Gas deposit	6,800	6,800
g) AP Food Processing Society	50,000	50,000
6. Income Accrued		
a) On Inv. Earmarked/Endowment Funds	-	-
b) On Investments-Others	-	-
c) On Loans and Advances		
d) Fee receivable	9,888,771	34,982,531
7. Other receivable		
a) Debit balances in Sponsored Projects	-	-
b) Debit balances in Fellowship & Scholarship	-	-
c) Grants Recoverable	-	-
d) TDS Receivables	4,608,574	3,388,498
e) TCS Receivables	360,326	360,326
f) Others	-	25,000
8. Claims Receivable	-	-
<b>TOTAL</b>	<b>54,750,271</b>	<b>78,684,488</b>



**VIGNAN'S FOUNDATION FOR SCIENCE, TECHNOLOGY AND RESEARCH  
VADLAMUDI**

**SCHEDULE 9 - ACADEMIC RECEIPTS**

Particulars	As at 31.03.2017	As at 31.03.2016
<b>FEE FROM STUDENTS</b>		
<b>Academic</b>		
1. Tuition Fee	508,657,003	450,299,707
2. Admission Fee	38,366,100	19,470,000
3. Campus Recruitment Training Fee	-	-
<b>Total (A)</b>	<b>547,023,103</b>	<b>469,769,707</b>
<b>Examinations</b>		
1. Admission-test Fee	7,656,586	11,292,960
2. Annual Examination Fee	31,771,350	30,232,740
3. Mark Sheet, Certificate Fee	3,655,450	2,682,000
<b>Total (B)</b>	<b>43,083,386</b>	<b>44,207,700</b>
<b>Other fees</b>		
1. Identity Card Fee	153,180	492,634
2. Consultancy and other receipts	6,728,736	5,784,248
3. Medical Fee	-	-
4. Transportation Fee	-	-
5. Other Receipts		
i) Non Govt Research Grants	5,100,700	4,245,120
ii) Consultancy Receipts	6,587,325	2,564,000
iii) Receipts from non govt bodies for infrastructure	3,000,000	6,500,000
iv) Receipts from Alumni Contribution	1,492,000	978,000
<b>Total (C)</b>	<b>23,061,941</b>	<b>20,564,002</b>
<b>Sale of Publications</b>		
1. Sale of Syllabus and Question Paper, etc.	-	-
2. Sale of Prospectus including Admission Forms	-	-
<b>Total (D)</b>	<b>-</b>	<b>-</b>
<b>GRAND TOTAL (A+B+C+D)</b>	<b>613,168,429</b>	<b>534,541,409</b>



**VIGNAN'S FOUNDATION FOR SCIENCE, TECHNOLOGY AND RESEARCH  
VADLAMUDI**

**SCHEDULE 10- GRANTS & DONATIONS (Irrevocable Grants & Subsidies Received)**

Particulars	As at 31.03.2017	As at 31.03.2016
1) Central Government	-	-
2) State Government(s)	-	-
3) Government Agencies	-	-
4) Institutions/Welfare Bodies	-	-
5) International Organisations	-	-
6) Others (Specify)	-	-
<b>TOTAL</b>	-	-

**SCHEDULE 11 - OTHER INCOME**

Particulars	As at 31.03.2017	As at 31.03.2016
<b>A. Income from Land &amp; Building</b>		
1. Hostel Room Rent	-	-
2 License Fee	-	-
3. Hire Charges of Auditorium/Play Ground/ Convention Centre, etc.,	-	-
4. Electricity & Water Charges	-	-
<b>Total</b>	-	-
<b>B. Sale of Institute's publications</b>	-	-
<b>C. Income from holding events</b>		
1. Gross Receipts from Annual Function/Sports Carnival	-	-
Less: Direct Exp. on the Annual Function/Sports Carnival	-	-
2 Gross Receipts from Fetes	-	-
Less: Direct Expenditure incurred on the Fetes	-	-
3. Gross Receipts for Educational Tours	-	-
Less: Direct Expenditure incurred on the Tours	-	-
4. Others (to be specified and separately disclosed)	-	-
<b>Total</b>	-	-
<b>D. Interest on Term Deposits:</b>		
a) With Scheduled Banks (FDRs)	12,164,484	9,142,383
b) With Non-Scheduled Banks	-	-
c) With Institutions	-	-
d) Others	-	-
<b>Total</b>	12,164,484	9,142,383
<b>E. Interest on Savings Accounts:</b>		
a) With Scheduled Banks	6,839,875	65,066
b) With Non-Scheduled Banks	-	-
c) With Institutions	-	-
d) Others	-	-
<b>Total</b>	6,839,875	65,066



Particulars	As at 31.03.2017	As at 31.03.2016
<b>F. Interest On Loans:</b>		
a) Employees/Staff	-	-
b) Others	-	-
<b>Total</b>	-	-
<b>G. Interest on Debtors and Other Receivables</b>	-	-
<b>H. Others</b>		
1. RTI Fee	-	-
2. Income from Royalty	-	-
3. Sale of Application Forms (Recruitment)	-	-
4. Application Fee	-	-
5. Profit on Sale/ Disposal of Assets:	-	-
a) Owned Assets		
b) Assets acquired out of Grants/ received Free of Cost	-	-
6. Others	-	-
7. Prior Period Adjustments	-	-
<b>Total</b>	-	-
<b>GRAND TOTAL (A+B+C+D+E+F+G+H)</b>	<b>19,004,358</b>	<b>9,207,449</b>



**VIGNAN'S FOUNDATION FOR SCIENCE, TECHNOLOGY AND RESEARCH  
VADLAMUDI**

**SCHEDULE 12 - STAFF PAYMENTS & BENEFITS**

Particulars	As at 31.03.2017	As at 31.03.2016
a) Salaries and Wages		
Teaching Staff	165,638,594	154,656,728
Non-Teaching Staff	45,474,689	42,961,450
b) Incentives	945,765	2,949,340
c) Contribution to Provident Fund	6,367,122	6,288,211
d) Staff Welfare Expenses	3,403,092	5,046,516
e) Honorarium	793,479	827,098
f) Faculty Development	4,231,042	4,917,150
g) Staff Recruitment expenses	586,547	650,598
h) Contribution to ESI	615,100	-
<b>TOTAL</b>	<b>228,055,430</b>	<b>218,297,091</b>

**SCHEDULE 13 - ACADEMIC EXPENSES**

Particulars	As at 31.03.2017	As at 31.03.2016
a) Laboratory Expenses	1,420,591	993,958
b) Field Work/Participation	235,611	456,920
c) Seminar/Workshop	2,612,796	836,111
d) Payment to Visiting Faculty	2,774,715	1,386,500
e) Seed Money	1,600,000	1,000,000
f) Examination Expenses	12,374,477	10,722,603
g) Student Welfare Expenses	9,160,551	3,044,936
h) Admission Expenses	23,265,586	21,027,725
i) Convocation Expenses	3,803,365	2,896,721
j) Publications	-	217,960
k) Stipend/Means-cum-Merit Scholarship	2,822,000	3,956,500
l) Training & Placement Expenses	7,871,783	17,809,571
<b>TOTAL</b>	<b>67,941,475</b>	<b>64,349,505</b>





**VIGNAN'S FOUNDATION FOR SCIENCE, TECHNOLOGY AND RESEARCH**  
**VADLAMUDI**

**SCHEDULE 14 - ADMINISTRAIVE AND GENERAL EXPENSES**

Particulars	As at 31.03.2017	As at 31.03.2016
a) Electricity and Power	17869104	18336814
b) Rates, Taxes and Licences	3212813	2369919
c) Postage & Telegram	498884	517087
d) Telephone and Internet Charges	1702725	1727670
e) Printing and Stationary	3153890	4621346
f) Traveling and Conveyance Expenses	1957145	2840829
g) Expenses on Seminar /Workshops	2792734	137019
h) Rent	2624472	3623866
i) Auditors Remuneration	552000	411825
j) Advertisement and Publicity	38141206	31016171
k) Magazines & Jornals	657527	912470
l) Miscellaneous Expenses	197251	188490
m) Functions & Celebrations	7376476	5062252
n) Research & Development	51196520	39323635
o) Expenditure one- Journals	5497501	4174886
p) Security Charges	8636420	8165219
q) Meeting Expenses	1357794	1054729
r) Social Commitment Expenses	1447938	504361
s) Legal charges	1164500	-
t) Prior period adjustments	0	309333
<b>TOTAL</b>	<b>150036900</b>	<b>125297921</b>

**SCHEDULE 15-TRANSPORTATION EXPENSES**

Particulars	As at 31.03.2017	As at 31.03.2016
<b>1. Vehicles (Owned by Educational Institution)</b>		
a) Running Expenses	1062191	692291
b) Repairs & Maintenance	377592	126670
c) Insurance Expenses	60481	72769
<b>2. Vehicles (Not-owned by Educational Institution)</b>		
a) Running, Repairs & Maintenance Expenses	1128020	1540941
<b>TOTAL</b>	<b>2628284</b>	<b>2432671</b>



**VIGNAN'S FOUNDATION FOR SCIENCE, TECHNOLOGY AND RESEARCH  
VADLAMUDI**

**SCHEDULE 16 - REPAIRS & MAINTENANCE**

Particulars	As at 31.03.2017	As at 31.03.2016
a) Building	3,945,767	607,520
b) Fixtures	278,020	536,706
c) Plant & Machinery	209,282	322,939
d) Office/Sports Equipments	1,015,788	860,362
e) Computer Maintenance (including Softwares)	756,536	727,128
f) University Maintenance	2,804,944	5,898,627
g) Electrical Maintenance	1,110,236	1,000,739
<b>TOTAL</b>	<b>10,120,573</b>	<b>9,954,021</b>

**SCHEDULE 17 - FINANCE COSTS**

Particulars	As at 31.03.2017	As at 31.03.2016
a) Interest on Car loan	273,657	327,797
b) Interest on SOD Loan	767,932	1,608,541
c) Interest on term loan	34,072,676	9,952,274
d) Interest on Deposit Loans	567,068	5,856,733
e) Bank charges	782,437	7,599,805
<b>TOTAL</b>	<b>36,463,771</b>	<b>25,345,150</b>

**SCHEDULE 18 - DEPRECIATION**

Particulars	As at 31.03.2017	As at 31.03.2016
Depreciation	72,956,341	60,041,317
<b>TOTAL</b>	<b>72,956,341</b>	<b>60,041,317</b>

