







DEPARTMENT OF MANAGEMENT STUDIES
Minutes of CDMC Meeting

14-03-2015

The members of Curriculum Design and Monitoring Committee for BBA program met on 14-03-2015 at MBA Gallery Hall, 'U' block, of VFSTR. The following members attended the meeting.

S. No	Members	Designation	Signatures
1.	Dr. Y.V.Rao, HOD	Chairman	
2.	Dr. P. Purushotham, Professor	Member	
3.	Dr. B.M. Rao, Professor	Member	
4.	Dr. K. Kalpana, Assoc. Prof.	Member	

Agenda of the meeting

Analysis of the feedback collected from various stakeholders such as Alumni, Employers, Faculty, Parents and Students during the academic year 2015-16.

The following are the important points of analysis obtained from various stakeholders:

1. Student's presentation and communication skills have to be improved further to make them employable through some mandatory courses.
2. Introduce English proficiency course
3. Provide classes for GMAT, CAT, GRE etc so as to enable the students to do well in competitive exams.
4. conduct activities as part of curriculum for improving managerial skills
5. Offer specializations to meet the needs of industry
6. Conducting some activities like Case studies, Role plays to improve students analytical and decision making skills.
7. Soft skills programs can be added

Detailed feedback analysis report is enclosed as Annexure-I

The outcomes of the meeting will be placed before the BoS for further discussion and recommendations.


Chairman,
CDMC

Annexure 1
FEEDBACK ANALYSIS
(2015-16)

Feedback has been received from the students on the following nine parameters:

- Q1: Course Contents of Curriculum are in tune with the Program Outcomes
- Q2: Course Contents are designed to enable Problem Solving Skills and Core competencies
- Q3: Courses placed in the curriculum serves the needs of both advanced and slow learners
- Q4: Contact Hour Distribution among the various Course Components (LTP) is satisfiable
- Q5: Electives like Financial Management, Marketing, Human Resource Management have enabled the passion to learn new concepts in emerging areas
- Q6: Curriculum is providing opportunity towards self-learning to realize the expectations
- Q7: Composition of Skill Oriented, Job Oriented & Society Oriented is a right mix and satisfiable
- Q8: Applicability/ relevance of the course for further education
- Q9: Inclusion of SIP/ Filed Projects improved the competency and leadership skills among the students

Suggest any other points to improve the quality of the Curriculum

The categorization of rating is as follows: Strongly Agree (5), Agree (4), Moderate (3), Disagree (2) and Strongly Disagree (1).

Feedback Analysis is carried based on Average Satisfaction Rating. Rating categorization is carried based on Excellent (≥ 4); Very Good (≥ 3.5 & < 4); Good (≥ 3 & < 3.5); Moderate (> 2 & < 3) and Unsatisfactory (< 2)

Feedback from Students 2015-16 (Academic Year) - UG –BBA

The result derived in terms of percentage of students with common views, average score, and ratings is presented in Table 1.

Table 1: Analysis of feedback from students 2015–16

Parameters	Rating 5	Rating 4	Rating 3	Rating 2	Rating 1	Average Score	Rating
47.1	52.9	0	0	0	4.471	Excellent	
Q2	50.7	49.3	0	0	0	4.507	Excellent
Q3	54.3	45.7	0	0	0	4.543	Excellent
Q4	52.1	47.9	0	0	0	4.521	Excellent
Q5	50.7	49.3	0	0	0	4.507	Excellent

Q6	50.7	49.3	0	0	0	4.507	Excellent
Q7	52.9	47.1	0	0	0	4.529	Excellent
Q8	43.6	56.4	0	0	0	4.436	Excellent
Q9	56.4	42.9	0.7	0	0	4.557	Excellent

The highest score of 4.557 was given to the parameter “Inclusion of SIP/ Filed Projects improved the competency and leadership skills among the students” followed by 4.543, 4.529, 4.521 “Courses placed in the curriculum serves the needs of both advanced and slow learners”, “Composition of Skill Oriented, Job Oriented & Society Oriented is a right mix and satisfiable”, “Contact Hour Distribution among the various Course Components (LTP) is satisfiable” has been rated as Excellent.

It is clearly visible from the table that the parameters “Course Contents are designed to enable Problem Solving Skills and Core competencies” and “Electives like Financial Management, Marketing, Human Resource Management have enabled the passion to learn new concepts in emerging areas” and “Curriculum is providing opportunity towards self-learning to realize the expectations” obtained average scores 4.507, 4.507 & 4.507 respectively and has been rated as Excellent.

The parameters “Course Contents of Curriculum are in tune with the Program Outcomes” and “Applicability/ relevance of the course for further education” obtained the scores of 4.471 and 4.436 respectively and has been rated as excellent which clearly reflects the benefit towards the student expectations.

Time to time meetings was conducted at the department level to leverage new and advanced techniques to combat the learning difficulties of the students.

The feedback analysis reveals that skill oriented courses help to improve the students technical skills and the courses placed in the curriculum supports both the advanced learners as well as slow learners.

Feedback has been received from alumni on the following eight parameters:

1. Curriculum has paved a good foundation in understanding the fundamental concepts of management
2. Course Contents of Curriculum are in tune with the Program Outcomes
3. Curriculum imparted all the required Job Oriented Skills

4. Electives like Financial Management, Marketing & Human Resource Management in the curriculum served the required contemporary skills needed to serve the industry
5. Skill Oriented Courses learnt during laboratory sessions has enriched the problem-solving skills
6. Ability to compete with your peers from other Universities
7. Current Curriculum is superior to your studied Curriculum
8. Suggest any other points to improve the quality of the Curriculum

The categorization of rating is as follows: Strongly Agree (5), Agree (4), Moderate (3), Disagree (2) and Strongly Disagree (1).

Feedback Analysis is carried based on Average Satisfaction Rating. Rating categorization is carried based on Excellent (≥ 4); Very Good (≥ 3.5 & < 4); Good (≥ 3 & < 3.5); Moderate (> 2 & < 3) and Unsatisfactory (< 2)

Feedback from Alumni 2015-16 (Academic Year) - UG – BBA

The result derived in terms of percentage of alumni with common views, average score, and ratings is presented in Table 2.

Table 2: Analysis of feedback from alumni 2015 – 16

Parameters	Rating 5	Rating 4	Rating 3	Rating 2	Rating 1	Average Score	Rating
Q1	77.8	22.2	0	0	0	4.778	Excellent
Q2	83.3	16.7	0	0	0	4.833	Excellent
Q3	66.7	33.3	0	0	0	4.667	Excellent
Q4	88.9	11.1	0	0	0	4.889	Excellent
Q5	72.2	27.8	0	0	0	4.722	Excellent
Q6	77.8	22.2	0	0	0	4.778	Excellent
Q7	77.8	22.2	0	0	0	4.778	Excellent

The highest score of 4.889 was given to the parameter “Electives like Financial Management, Marketing & Human Resource Management in the curriculum served the required contemporary skills needed to serve the industry” followed by “Course Contents of Curriculum are in tune with the Program Outcomes” with a score of 4.883 and has been rated as Excellent.

It is clearly visible from the table that the parameters “Curriculum has paved a good foundation in understanding the fundamental concepts of management”, “Ability to compete with your peers from other Universities” and “Current Curriculum is superior to your studied Curriculum” obtained average scores 4.778, 4.778 and 4.778 respectively and has been rated as Excellent.

The parameters “Skill Oriented Courses learnt during laboratory sessions has enriched the problem-solving skills” and “Curriculum imparted all the required Job Oriented Skills” obtained the scores of 4.722 and 4.667 respectively and has been rated as excellent which clearly reflects the benefit towards the student expectations.

Time to time meetings was conducted at the department level to leverage new and advanced techniques to combat the learning difficulties of the students.

The feedback analysis reveals that specializations offered help to improve the student’s subject knowledge and the courses placed in the curriculum supports both the advanced learners as well as slow learners.

Feedback has been received from faculty on the following eight parameters:

1. Course Contents of Curriculum are in tune with the Program Outcomes
2. Course Contents enhance the Problem-Solving Skills and Core competencies
3. Allocation of Credits to the Courses are satisfiable
4. Contact Hour Distribution among the various Course Components (LTP) is Justifiable
5. Electives enable the passion to learn new technologies in emerging areas
6. Curriculum is providing opportunity towards Self learning
7. Composition of Skill Oriented, Job Oriented & Society Oriented is a right mix and satisfiable
8. Courses with laboratory sessions are sufficient to improve the technical skills of students
9. Inclusion of SIP/Field Projects improved the competency and leadership skills among the students
10. Suggest any other points to improve the quality of the Curriculum

The categorization of rating is as follows: Strongly Agree (5), Agree (4), Moderate (3), Disagree (2) and Strongly Disagree (1).

Feedback Analysis is carried based on Average Satisfaction Rating. Rating categorization is carried based on Excellent (≥ 4); Very Good (≥ 3.5 & < 4); Good (≥ 3 & < 3.5); Moderate (> 2 & < 3) and Unsatisfactory (< 2)

Feedback from Faculty 2015-16 (Academic Year) - UG – BBA

The result derived in terms of percentage of faculty with common views, average score, and ratings is presented in Table 3.

Table 3: Analysis of feedback from faculty 2015 – 16

Parameters	Rating 5	Rating 4	Rating 3	Rating 2	Rating 1	Average Score	Rating
Q1	100	0	0	0	0	5	Excellent
Q2	100	0	0	0	0	5	Excellent

Q3	100	0	0	0	0	5	Excellent
Q4	100	0	0	0	0	5	Excellent
Q5	100	0	0	0	0	5	Excellent
Q6	100	0	0	0	0	5	Excellent
Q7	100	0	0	0	0	5	Excellent
Q8	100	0	0	0	0	5	Excellent
Q9	100	0	0	0	0	5	Excellent

The highest score of 5 was given to all the parameters “Course Contents of Curriculum are in tune with the Program Outcomes”, “Course Contents enhance the Problem-Solving Skills and Core competencies”, “Allocation of Credits to the Courses are satisfiable”, “Contact Hour Distribution among the various Course Components (LTP) is Justifiable”, “Electives enable the passion to learn new technologies in emerging areas” “Curriculum is providing opportunity towards Self learning”, “Composition of Skill Oriented, Job Oriented & Society Oriented is a right mix and satisfiable”, “Courses with laboratory sessions are sufficient to improve the technical skills of students”, “Inclusion of SIP/Field Projects improved the competency and leadership skills among the students”, “Suggest any other points to improve the quality of the Curriculum” and has been rated as Excellent.

Time to time meetings was conducted at the department level to leverage new and advanced courses to combat the learning difficulties of the students.

The feedback analysis reveals that providing internship help to improve the student’s practical knowledge and the courses placed in the curriculum supports both the advanced learners as well as slow learners.

Feedback has been received from parent on the following eight parameters:

1. Curriculum enhances the intellectual aptitude of your ward
2. Curriculum realizes the personality development of your ward
3. Satisfaction about the Academic, Emotional Progression of your ward
4. Competency of your ward is on par with the students from other Universities/Institutes
5. Course Curriculum is of the global standard and is in tune with the needs of industries

6. Suggest any other points to improve the quality of the Curriculum

The categorization of rating is as follows: Strongly Agree (5), Agree (4), Moderate (3), Disagree (2) and Strongly Disagree (1).

Feedback Analysis is carried based on Average Satisfaction Rating. Rating categorization is carried based on Excellent (≥ 4); Very Good (≥ 3.5 & < 4); Good (≥ 3 & < 3.5); Moderate (> 2 & < 3) and Unsatisfactory (< 2)

Feedback from Parent 2015-16 (Academic Year) - UG – BBA

The result derived in terms of percentage of parent with common views, average score, and ratings is presented in Table 4.

Table 4: Analysis of feedback from parent 2015 – 16

Parameters	Rating 5	Rating 4	Rating 3	Rating 2	Rating 1	Average Score	Rating
Q1	62.5	37.5	0	0	0	4.625	Excellent
Q2	87.5	12.5	0	0	0	4.875	Excellent
Q3	100	0	0	0	0	5	Excellent
Q4	75	25	0	0	0	4.75	Excellent
Q5	75	25	0	0	0	4.75	Excellent

The highest score of 5 was given to the parameter “Satisfaction about the Academic, Emotional Progression of your ward” followed by “Competency of your ward is on par with the students from other Universities/Institutes”, “Course Curriculum is of the global standard and is in tune with the needs of industries” with a score of 4.7 each and has been rated as Excellent.

It is clearly visible from the table that the parameters “Curriculum realizes the personality development of your ward” and “Curriculum enhances the intellectual aptitude of your ward” obtained average scores 4.875 and 4.625 respectively and has been rated as Excellent. Time to time meetings was conducted at the department level to leverage new and advanced techniques to combat the learning difficulties of the students. The feedback in all means and the courses placed in the curriculum supports both the advanced learners as well as slow learners.

Feedback has been received from employer on the following eight parameters:

1. Course Contents of Curriculum are in tune with the Program Outcomes
2. Curriculum provides the scope for improving the required skills.
3. Electives are fulfilling the evolving needs of industries
4. Skill Oriented Courses described in the curriculum are enough to solve the emerging problems.

5. Problem Solving and Soft Skills acquired by the students through the curriculum will enable them to be placed in Industry in the long run.
6. Suggest any other points to improve the quality of the Curriculum

The categorization of rating is as follows: Strongly Agree (5), Agree (4), Moderate (3), Disagree (2) and Strongly Disagree (1).

Feedback Analysis is carried based on Average Satisfaction Rating. Rating categorization is carried based on Excellent (≥ 4); Very Good (≥ 3.5 & < 4); Good (≥ 3 & < 3.5); Moderate (> 2 & < 3) and Unsatisfactory (< 2)

Feedback from Employer 2015-16 (Academic Year) - UG – BBA

The result derived in terms of percentage of employer with common views, average score, and ratings is presented in Table 5.

Table 5: Analysis of feedback from employer 2015 – 16

Parameters	Rating 5	Rating 4	Rating 3	Rating 2	Rating 1	Average Score	Rating
Q1	100	0	0	0	0	5	Excellent
Q2	100	0	0	0	0	5	Excellent
Q3	85.7	14.3	0	0	0	4.857	Excellent
Q4	85.7	14.3	0	0	0	4.857	Excellent
Q5	71.4	28.6	0	0	0	4.714	Excellent

The highest score of 5 was given to the parameter “Course Contents of Curriculum are in tune with the Program Outcomes” followed by “Curriculum provides the scope for improving the required skills” with a score of 5 each and has been rated as Excellent.

It is clearly visible from the table that the parameters “Electives are fulfilling the evolving needs of industries” and “Skill Oriented Courses described in the curriculum are enough to solve the emerging problems” obtained average scores 4.857 each respectively and has been rated as Excellent.

Time to time meetings was conducted at the department level to leverage new and advanced techniques to combat the learning difficulties of the students.


HOD, MBA