

VFSTR • EXECUTIVE COUNCIL • 25 MAY 2026

# Estimated Income & Expenditure

Financial Year 2026-27

---

PRESENTED BY

**M. Narasimha Rao**

Additional Finance Officer • Finance Department, VFSTR

## Financial Overview

Total Estimated Income

**₹485.33 Crores**

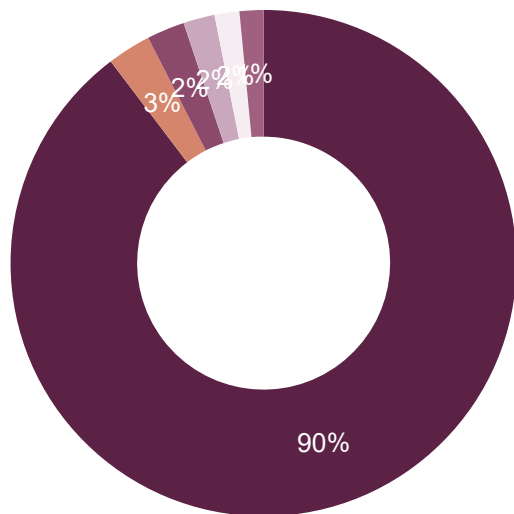
Total Estimated Expenditure

**₹485.33 Crores**

Budget Status

**Balanced Budget** - Income equals Expenditure | 85.5% income from Main Campus

## Income Sources Breakdown



### **Tuition Fee**

₹435.21 Cr (89.7%)

### **Transport Fee**

₹13.56 Cr (2.8%)

### **Admission Fee**

₹11.73 Cr (2.4%)

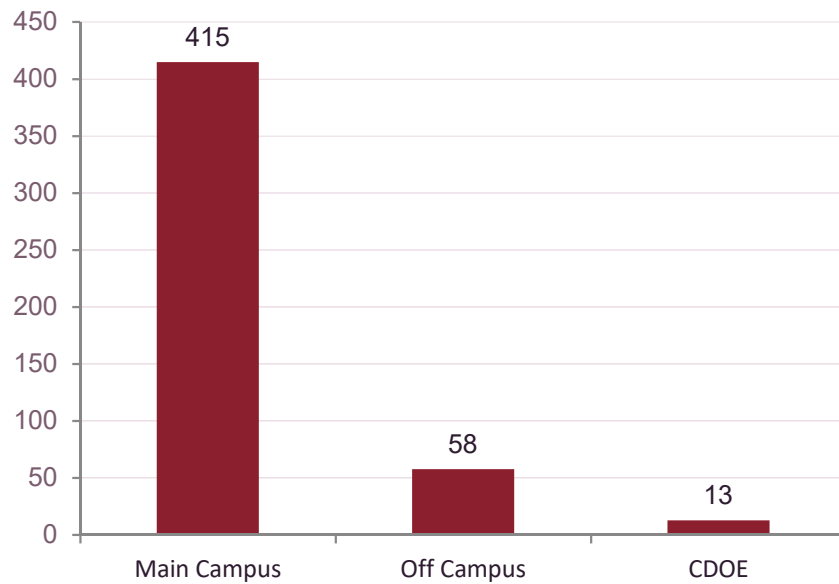
### **Interest Income**

₹9.76 Cr (2.0%)

### **Exam Fee & Others**

₹15.07 Cr (3.1%)

## Campus-wise Income Distribution

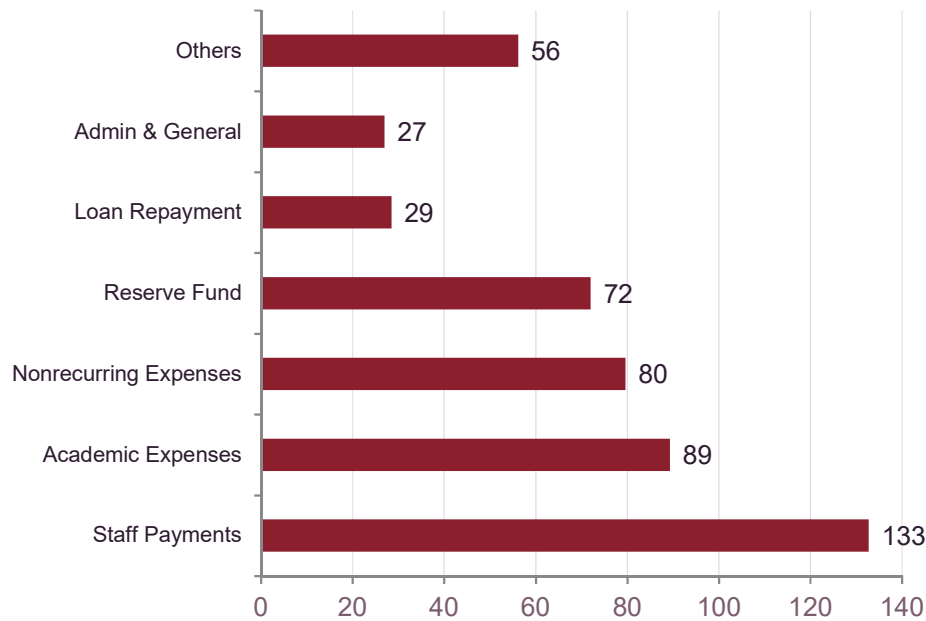


**Main Campus**  
₹414.77 Cr (85.5%)

**Off Campus**  
₹57.67 Cr (11.9%)

**CDOE**  
₹12.89 Cr (2.7%)

# Expenditure Allocation



**27.3% Staff Payments**

18.4% Academic Expenses

16.4% Nonrecurring Expenses

14.8% Reserve Fund

5.9% Loan Repayment

5.6% Admin & General

11.6% Others

# Expenditure Allocation

## Income Highlights

- Balanced budget with zero deficit
- Tuition fees dominate income (89.7%)
- Main Campus contributes 85.5%
- Interest income: ₹9.76 Cr

## Expenditure Highlights

- Staff costs are largest at 27.3%
- Reserve Fund: ₹72 Cr (14.8%)
- Loan repayment: ₹28.50 Cr
- Academic spend: ₹89.30 Cr (18.4%)

# THANK YOU

---

*Questions & Discussion*

TOWARDS AN AI-NATIVE VFSTR ECOSYSTEM